



The mark of
responsible forestry

FSC® certified products supplied on request.

SYMBOL REFERENCE

BOLLARDS GUARDRAILS

n stainless steel



-  removable bollard
/ donat, elias, isac, lot /
-  with municipal emblem
/ elias, isac /
-  with light
/ elias, donat /
-  surface mounting

BIKE RACKS SCOOTER RACKS

r/t black locust / tropical wood

twj thermo ash

n stainless steel










-  7 slots for bikes
/ velo, meandre /
-  surface mounting

TREE GRATES & GUARDS PLANTERS DRINKING FOUNTAINS DISPENSERS

r/t black locust / tropical wood

twj thermo ash









n stainless steel

-  y – resysta
-  citépin
/ sinus /
-  features protective iron bars
/ arbottura /
-  for vehicle weight to 3.5 tons
/ arbottura /
-  capacity of soil
/ malageno, florium, květa, polys, typo /
-  volume of water
/ malageno /
-  irrigation system
/ malageno, polys, typo /
-  m – equipped with wheels
/ malageno /
-  inclusion


















INFORMATION PANELS

m magnets
/ c-light IF /

s pins
/ c-light IF /

-  one-sided
/ clig, c-light IF /
-  double-sided
/ clig, c-light IF /
-  rolling system on one side
/ clig /
-  without cover
/ c-light IF /
-  for wall attachment
/ posterior, clig /
-  CLT (Cross laminated timber) panel
/ posterior /
-  composite panel
/ posterior /
-  with light
/ egero, c-light IF /

SHELTERS CANOPIES










- a a – without illuminated advertisement box / geomere, aureo, smokers /
-  with light / aureo, geomere, pin, pinecone, cuby, nubo /
-  slots for bikes / aureo velo, edge /
-  wooden boards / slats in the rear wall / aureo, aureo velo /
-  perforated steel sheet in the rear wall / aureo /
-  stretched steel sheet in the rear wall / aureo velo /
-  trapezoidal sheet / geomere /
-  sandwich panel / geomere /
-  USB charger / aureo, geomere, smokers, pin, cuby, nubo /
-  vegetation mat / aureo, geomere, pin, aureo velo, cuby, edge, nubo /
-  PV panel / aureo, geomere, pin, aureo velo, cuby, edge, nubo /
-  models with information display cases CLV / aureo, geomere, nubo /
-  anti-birds graphic / geomere, aureo, pinscreen, nubo /
-  surface mounting
-  storage tray / cuby, ufo /
-  padded headrest / cuby, ufo /
-  planter / cuby /
-  wifi / pin /

SEATING SETS TABLES

- r/t black locust / tropical wood
- twj thermo ash
- twb thermo pine
- N/n stainless steel / stainless steel option
-  turnable option / morse, intervera, port /
-  with light / satellite, blocq, radium, woody /
-  USB charger / blocq, blocq solar, radium, woody, woody scorpio, woody solar, rivage, eblocq, pixel, landscape compact, preva urbana, morse /
-  bicolor steel structure / blocq, radium /
-  e-bike charging / eblocq /
-  recommended product / tably /
-  y – resysta
-  citépin / sinus, radium /
-  wifi / woody solar, woody scorpio, blocq solar /
-  inductive charging / blocq solar, blocq /
-  photovoltaic panel / woody solar, woody scorpio, blocq solar /
-  table top with chess motive / tably, rautster /
-  c – HPL individual decor / urban islands, radium, bistrot, vera, stack, rautster, orbit, morse / HPL monochrome / urban islands, radium, bistrot, vera, stack, rautster, orbit, morse /
-  ergonomically designed for seniors / emau solo, intervera /
-  interior version / bohém, manta /

-  adjustable legs / rivage, woody, manta, orbit /
-  with armrests / vera solo, lago, reforma /
-  inclusion
-  surface mounting
-  anchoring under the pavement / morse /
-  storage tray / conics /
-  padded headrest / conics /
-  irrigation system / conics /

LITTER AND RECYCLING ASH RECEPTACLE

- r/t black locust / tropical wood
- twj thermo ash
- n/N stainless steel / stainless steel option
- p ash disposal
-  drop-in area without cover / crystal /
-  drop-in area with cover / crystal /
-  version with a waste bag holder / tlesk, better, minium, maximumium, prax /
-  volume
-  option with locking mechanism / minium /
-  c – HPL individual decor / prax, nanuk /
-  HPL monochrome / prax, nanuk /
-  y – resysta
-  surface mounting

●● mmcité













WE VALUE OUR CITIES AND SO WE CONSTANTLY ENDEAVOUR TO MAKE THEM BEAUTIFUL WHEREVER THEY MAY BE.

CITY

Public realms are fascinating places where people meet each other and experience the history of a city. At mmcité, we consider it a privilege to design for these urban areas. For us, making street furniture is a cultural mission. We can completely change the face of a city by installing just a few small elements.

ACTIVITY

mmcité is not only a supplier of high-quality street furniture, our company is also a partner to all those who want to create something special within public spaces. Mayors of cities of all sizes, in the mountains or coastal areas, architects of small teams and large design institutions, construction companies of local or transnational importance – we address all of them with the aim of achieving the perfect project.

DESIGN

It starts with a design idea, and then we begin sketching. Our team of experienced professionals is dedicated to creating interesting and top-quality products. Efficient functionality, careful processing, and affordable costs are the main parameters we monitor throughout the process. Modern design and distinctive expression are constant standards of mmcité.

QUALITY

We use only the very best materials, and subject them to rigorous testing. We take advantage of two sources: on the one hand, our long-term experience; on the other, our commitment to innovation. Only the best of the best is chosen. Functionality, durability and cost are the most important criteria for us.



SEATING SETS TABLES

BISTROT 130 [268] . **BLOCQ** 108 [269] . **BOHÉM** 48 [273] . **CONICS** 20 [274] . **CONSTRUQTA** 54 [276] . **EBLOCQ** 112 [276] . **EMAU** 100 [277] . **EMAU SOLO** 104 [278]
INTERVERA 98 [280] . **LAGO** 28 [282] . **LANDSCAPE COMPACT** 64 [284] . **LIMPIDO** 120 [288] . **MANTA** 38 [289] . **MIELA** 70 [290] . **MORSE** 14 [292] . **ORBIT** 30 [298]
PIXEL 50 [300] . **PLATFORM** 24 [306] . **PORT** 78 [314] . **PORTIQOA** 74 [316] . **PREVA URBANA** 82 [318] . **RADIUM** 114 [320] . **RAUTSTER** 44 [324]
REFORMA 34 [328] . **RIVAGE** 58 [332] . **SATELLITE** 56 [334] . **SINUS** 122 [334] . **STACK** 40 [335] . **TABLY** 132 [336] . **URBAN ISLANDS** 62 [338] . **VERA** 86 [340]
VERA SOLO 92 [346] . **WOODY** 124 [354]


MORSE

Design
Studio Segers

Message for the future - Morse code flawlessly communicates with its long signals & short stops. It translates the languages of interior airport corridors and railway stations, and outdoor languages of parks and waterfronts. Inspired by the rhythm of its surroundings, the Morse collection seamlessly blends into any environment, adapting to its surroundings with modular flexibility. Available in a variety of materials and accompanied by a comprehensive range of accessories, the Morse collection caters to diverse needs and preferences. From integrated tables and lights to backrests, armrests, and USB charging ports, the Morse collection offers complete functionality and comfort.













CONICS

Design
Herrmann&Coufal

We are always looking for new shapes to diversify the public space, and we are also expanding the uses of our site furnishings. The conical concrete body has become the cornerstone of our new Conics range. The conical castings in three sizes transform into multiple functions: table, seat, planter, or bench. Circular shapes are increasingly popular in outdoor furniture not only for their aesthetics but also precisely because of their greater variability and capacity.









PLATFORM

Design

David Karásek, Michael Tomalík

Platform offers joyful, unexpected moments. It transforms traditional parking areas and brownfields into vibrant terraces for bars, cafes, chillout zones, and green spaces. Platform is a modular component that can also be adapted to any urban setting using a variety of our products. A complementary product is the hanging planter, which replicates the size of the individual platform parts. The modular system is produced in two depths and two widths, allowing for a variety of configurations to suit the needs of the surroundings. The platform offers cushioned safety bumpers. The galvanized bumper system promotes a sense of safety. This allows visitors to relax and fully enjoy the vibrant public space.









LAGO

Design
David Karásek, Michael Tomalík

An unmissable circle with an eccentric eye, or an open lagoon as an urban harbor? Playful circular forms and radial lines define the geometry of seating that surprises with practicality and compositional versatility in equal measures. You can sit freely both indoors and out. This energy is also expressed by the unconventionally positioned curved backrests. The set consists of three sizes of seats in enclosed and open model and can be supplemented with separate round seats with a single leg, which can also serve as a table for the higher model. Lago is an excellent base for varied compositions of circular structures, which never fails to entertain.





P-anlæg

Cario CFR


Cario CFR

ORBIT

Design

David Karásek, Václav Kocián

The round seats orbit the round table like planets, but they can also unite in an oval. Everyone can enjoy their food outside, close enough together, but also far apart. The straightforward design of the table brings a clear and fresh expression, but it will not get lost in space. The secure and stable seating unit has adjustable feet and can be anchored or free standing. It can be in a park, in a square or a pedestrian zone, and in places such as a campus, a company courtyard, etc.











REFORMA

Design
Vrtiška & Žák

They usually blend into the landscape – boring benches with concrete bases and plain wooden boards. Here is an attempt at a modern interpretation of this overlooked element. The simplicity and directness remains, adding refinement of form and subtlety of detail. The result is an original and entirely contemporary design, but one that is archetypally familiar to all. There are two versions of the bench: one with backrest and without backrest, both can be assembled in long rows or in an arch or circle or installed on a wall.











MANTA

Design
Lucie Koldová

Manta is the ideal piece of street furniture that responds to the needs of modern life and represents a fresh solution for the combination of work and rest. The rounded curves copy the movement of imaginary waves embodying the flow of water, but the shape also provides sufficient comfort for reading a book or enjoying coffee. The transition from one horizontal plane to another creates multifunctional surfaces, which form a complex minimalist object fulfilling the role of a table, bench, or worktop. The inspiration for the shape and name of Manta came from the elegant movement of the stingray. The design stands out in all types of public space, both indoors and outdoors. It will enliven a large open space, an entrance hall, or a wide corridor, as well as a garden, a small park, a plaza between buildings or an atrium. With Manta, you can create a private oasis of rest almost anywhere – it provides space for concentration and relaxation.





STACK

Design

David Karásek, Lucia Lehrer

Durable enough for use in public spaces, but subtle enough to be an alternative to traditional furniture. This is the Stack range, which consists of a stackable short sofa and a comfortable armchair, practical chairs and tables, all with wooden slats, high-pressure laminate or steel rounds. For better comfort, a set of waterproof padded seats in interesting color combinations is available as an accessory. The timeless design combines modern and retro influences. Stack can serve as an unanchored outdoor relaxation element complementing classic urban furniture or as elements for terraces, hotel, school, or corporate premises, both indoors and outdoors. The benches are complemented by water-resistant upholstered seat cushions in a variety of interesting color combinations and feature sophisticated handles.









RAUTSTER

Design
Herrmann&Coufal

Light, lively, thoughtfully crafted, a picnic set like this will find its place anywhere people need to relax outdoors. The bespoke side frames add character to the joint between the table and the seat, which is available in a variety of materials. Traditional, durable wooden boards, an indestructible perforated steel sheet, or a thin panel of HPL are all materials which can fulfill the demands of outdoor diners perfectly. The range is also highly versatile – the two-bench model has space for four to six people, while the one-bench model offers a smaller footprint for seating with a view where space is at a premium. The picnic table can also be complemented with a chessboard engraved into the wooden boards. Rautster also considers wheelchair users, as an adjustment to the side frame has created space to park a wheelchair at the side. Sharing space has never been so easy.









BOHÉM

Design
Aleš Boem, MEYTO

The universal outdoor collection Bohém does not hide its inspiration from the past – it is a modern interpretation of classic school chairs, familiar to millions of students. It will captivate with its shape and offer fresh solutions for public spaces, as well as outdoor café terraces and restaurants. A durable, distinctive outdoor chair, with a touch of retro style, but at the same time completely contemporary and fully stackable. The set also includes a table with a round or square top.





RUSH AM3!
WU TANG

Wake UP

MOTHER EARTH PROJECT

KEEP
16

PIXEL

Design


David Karásek, Herrmann&Coufal

The popular Pixel range, which is built on a playful mosaic of square modules, folded into almost any shape, is complemented by a minimalist table. Symmetrical, regular, and completely irregular sets are what enliven public space in a new way, and the outdoor steel tables are a great addition to this creativity. Pixel tables can be supplied with integrated USB charging.












**BIGSEE
PRODUCT DESIGN
AWARD 2019
WINNER**



CONSTRUQTA

Design
David Karásek

The shape of this unmissable bench found inspiration in one of the fundamental construction elements – the truss beam. It takes the most natural engineering beauty and transforms it into landscape architecture in a cultivated form. The regular play of clearly defined inclines and rectangular surfaces connected by radii is what gives character to this otherwise simple prism made of noble HPC concrete. The small integrated legs on the underside lift the entire mass slightly above the surface, which further increases the elegance of the installed element and eliminates any unevenness of the surface. A bench of more than eight feet can be placed separately, in pairs or triples or can be arranged in long lines.





SATELLITE

Design
Eduard Herrmann

It's as if a plate has fallen straight from the sky and fingers of a cosmic architect pierced it into the surface. That's how unearthly the unique shape of this bench feels. Although it is evident that it is made of heavy concrete, it appears almost intangible. The elegant concave shape is not only for decoration but also for function. It brings privacy to people who wish to separate themselves from the outside world. Noise and wind stand no chance. It can completely transform a variety of locations, whether it is a park, square or waterfront. It stands out in open spaces as well as in small, enclosed corners and pocket parks.





RIVAGE

Design

David Karásek, Radek Hegmon

Rivage opened an entirely new category of products – loungers for public spaces. The simple solid frame with a distinctive and elegant profile supports boards and slats made of solid wood. The version with steel rounds looks light and timeless; in combination with playful colors, it will make the public space an unmistakable oasis. It is an appropriate addition to park benches and seating elements for places where people relax. Parks, public gardens, waterfronts, rest areas of school premises, hotel terraces – all these places can now be enriched with Rivage loungers, whether firmly anchored to the ground or free standing for easy relocation. An interesting and practical accessory is a durable all-steel table for putting down a drink, laptop, or book, and in contrasting colors, it also presents a funky accent. The version with built-in USB charging further expands the variability and possibilities of using the lounger. Rivage, the world's favorite public space lounger, is now available in a new two-person lounger and lounge chair. These new additions to the Rivage family offer even more ways to relax and enjoy public spaces with loved ones or friends.









URBAN ISLANDS

Design
Lucie Koldová, Dan Yeffet

A large island to sit on; a place to lay a laptop; or a supportive backrest. The unique shape, based on the simple geometry of several capsule elements and three levels of horizontal surfaces, offers a new perspective on seating elements in public space. The modules can stand alone or be connected in a playful archipelago. The intersection of shapes, different orientations of wooden boards, and different colors of the body, completes the overall effect. Wood on horizontal surfaces can be replaced by high-pressure laminate (HPL), whose smooth texture, colors and possible bespoke graphic designs add a new character. The possibility of combinations is so broad that it will satisfy any creative designer who desires something new and unusual for their project.







LANDSCAPE COMPACT

Design
David Karásek, Viktor Šašinka

The system of seating elements, following the popular Landscape range, attracts attention and collects prestigious design awards. A distinctive side silhouette with a gap between the seat and the backrest determines the basic shape. The individual modules of the range can be combined almost indefinitely to create assemblies of different lengths with curved and straight sections. The range works very well also as individual park benches and seats of standard sizes. As a novelty, armrests can also be added anywhere across the length of the seat.













MIELA

Design

David Karásek, Radek Hegmon

The design has achieved its goal. This charismatic bench benefits from the modelled morphology of its cast aluminum sides, which is enhanced by the softly machined top backrest. The sophisticated silhouette of the park bench hovering over the pavement and the high-quality craftsmanship will create a corresponding contemporary counterweight in the most valuable historical sites, as well as humanizing a modern complex full of uncompromising architecture.










PORTIQOA

Design

David Karásek, Radek Hegmon

The softly modelled legs of the Portiqoa park bench, made of cast aluminum, work with an impressive optical effect of diagonally built sides. The bench only touches the ground with a narrow bottom edge, and from some angles, some incredibly thin lines are revealed. The uninterrupted run of wooden slats bends downwards under the seat, which significantly strengthens the entire structure. The independently shaped armrest can be added for more comfortable sitting and getting up.









PORT

Design
David Karásek

Walls and stairs of various kinds belong to the common elements of public space. They are often used as suitable seats. The Port range of wall-mounted outdoor benches, based on the successful Portiqoa range, is designed for such situations. The modular system includes a solution with or without a backrest, which can be combined almost without restriction. The cast aluminum sides are elegant, having softly shaped detail, and thanks to the steel anchoring, this bench seemingly levitates slightly above the wall.









PREVA URBANA

Design

David Karásek, Radek Hegmon

In addition to style, this bench has excellent ergonomics which makes it surprisingly comfortable. A belt of subtle wooden slats perched on an optically light construction made of a steel strip characterizes this traditional park bench. It is based on the aesthetics of classic garden furniture and brings a garden atmosphere and comfort to public spaces. The version with steel rounds shows an interesting change in appearance and expands the variability of use. The extended version of the popular Preva Urbana bench offers more seating and a backlight elegantly placed in the front wooden slat.









VERA

Design

David Karásek, Radek Hegmon

The economical park bench, available in a wide range of variants, shows that advanced modern design does not always mean a high price. Durability and strength are combined with the purity of shape and remarkable visual lightness. The simply shaped table and park chairs allow you to create original sets in both public and private spaces.













VERA SOLO

Design

David Karásek, Radek Hegmon

A variable system based on the Vera series of park benches, consisting of straight and curved modules, allows the creation of long and interestingly shaped units. The legs are positioned along the bench axis, simplifying the silhouette, and facilitating access from both sides. This also makes cleaning under the bench easier. Individual seats can also be mounted on a wall, expanding the series' possibilities. An interesting and functional addition to the series are the backrests and armrests, which enhance the functionality and aesthetics of the Vera Solo design. Subtle proportions, timeless design, and high variability predestine the Vera Solo range for use in the widest spectrum of projects.













INTERVERA

Design

David Karásek, Radek Hegmon

A series of optically light benches perched on a pair of legs in the longitudinal axis. The subtle yet sufficiently durable construction carries a seat and backrest made of wooden boards or steel or stainless steel rounds. The bench can stand alone or be connected in an endless line of elegant seating elements. The limited number of legs brings not only elegance but also more convenient installation and maintenance of the area under the bench.





EMAU

Design


David Karásek, Viktor Šašinka

This totally contemporary park bench is inspired by a connection with the past. The carefully designed, slimline side profile draws inspiration from the brutalist architecture of the 1960s, which is reflected in the support elements thanks to cutting-edge modelling development. A continuous arrangement of wooden slats joins the seat and backrest in a single elegant piece – a modern silhouette, with precise, old-school details. An alternate model with steel rounds in place of the wooden slats completely transforms the mood of the city bench, playing with an eye-catching, transparent effect. This outdoor park seating range is available in the original bench size or as a single seat chair and can be fitted with armrests.










EMAU SOLO

Design
David Karásek, Viktor Šašinka

A city bench arisen from the Emau range, directly drawing inspiration from the architecture of the 1960s. It stands on just two legs, creating an unusual, slimline character. Advantages of this concept include easy anchoring on hills, as well as a clean visual space underneath the bench. It also enables modifications for a raised seat for the elderly, who are further helped by a graspable armrest. Emau Solo also offers models with wooden slats and a steel grill. There is also a backless model in the range.











**BIGSEE
PRODUCTDESIGN
AWARD 2019
WINNER**

BLOCCQ

Design
David Karásek

A massive block placed on sharp points – such contrast soundly affects the public space. The resulting effect is emphasized by generous proportions, amplified especially in long strips composed of several modules. The range includes monumentally simple variants without a backrest as well as a practical and comfortable version with a backrest, which can also be placed in the opposite direction. The range is complemented by a single-seat version. The specialty is the two-tone powder coating of steel bases, offered in six color combinations. Benches with a backrest can be equipped with durable all-steel tables for putting down a drink, laptop, or book, and in contrasting colors, they also present a funky accent. The version with built-in USB charging is a handy option for everyone who wants to stay outside longer. In the evening, the decorative LED lighting, which is available on all Blocq models, also stands out.










EBLOCQ

Design
David Karásek

Six lockable boxes integrated into the park bench follow from the successful Blocq range. eBlocq is not unsightly storage; rather, it is a seating element with extended functions. It represents the concept of smart cities in its creative form and in a great design. It will come in handy for those who use electric bicycles for their everyday errands in the city, while for others it will serve as an extraordinary bench. In schools, sports or hotel complexes, or restaurants near bicycle paths, eBlocq can become part of the infrastructure supporting e-mobility.





RADIUM

Design

David Karásek, Radek Hegmon

The unique design of this series of street furniture benefits from the aesthetics of bent sheet steel. The thoughtful intersection of the walls achieves high strength of the structure and overall excellent durability. Extended versions bring more slim elegance, in all material variants. The basic all-steel version with perforation best captures the character of the Radium design. When combined with the unique Citépin (plastic plugs), it can help mitigate the feel of cold metal. The wooden slats on the seat are a proven and beautiful classic; the high-pressure laminate (HPL) scores points with its elegant smoothness available in monochrome colors or with the possibility of applying various graphic designs and patterns. Backed benches can be equipped with durable all-steel tables for putting down a drink, laptop, or book, and in contrasting colors, they also present a funky accent. The version with built-in USB charging is a handy teammate for everyone who wants to stay outside longer. In the evening, the decorative LED lighting also stands out. Radium thinks of even the smallest ones, so the children's version with a lowered seat is in the range too.













LIMPIDO

Design
Roman Vrliška

The delicate yet durable structure of steel rounds creates the refined contours of the unconventional Limpido outdoor bench. The collection includes a bench with or without a backrest, both in a long version or as a single seat. In the office building, shopping center, park, or any public space, the almost supernatural transparent effect of this design range stands out.





SINUS

Design
Roman Vrliška

The extension of the original concept of Sinus tree grates has resulted in the creation of several separate outdoor benches with an unmistakable expression. The strong steel sheet, simply bent in a finely trapezoidal profile, is reinforced with an almost invisible rib, rendering a completely solid shape, even for the most extended bench. The perforation refers to the pure aesthetics of the sixties, and when combined with the unique Citépin (plastic plugs), it can help mitigate the feel of cold metal. A small yet important detail is the possibility of the bench to optically grow directly out of the tiles.





WOODY

Design

David Karásek, Radek Hegmon

The outdoor bench, inspired by the aesthetics of stored lumber, consists of a massive sandwich of wooden boards firmly tightened with six stainless steel rods. The large block rests on optically subtle steel legs as if it were floating above the paving in all its massiveness. The bench is very low maintenance; the hardwood has no surface treatment and ages naturally and beautifully. The Woody park bench is supplied in modules that can be arranged in a variety of linear or closed sets. Some variants add other functions such as bicycle racks or tree protection. The USB charging option can become a handy accessory for everyone who wants to stay outside longer. An exciting and practical accessory is a durable all-steel table for placing a drink, laptop or book; and in contrasting colors, it also presents a funky accent. In the evening, the decorative LED light stands out. The lighting feature is available on all models. Woody thinks of even the smallest ones, so the children's version with a lowered seat is in the range too.













BISTROT

Design

David Karásek, Radek Hegmon

An unconventional concept of a seating element for a public space. Ideal for a quick meeting, a small snack or sending an email. The raised seating is truly comfortable, even when you are in a suit. Thanks to its compact dimensions, the Bistrot is suitable even for tiny spaces. In combination with the table, interesting sets can be created for al fresco dining. The range is made of durable steel construction with seats or tabletop made of outdoor high-pressure laminate (HPL) available in monochrome colors or with the possibility of applying various graphic designs and patterns. Colors have no limits.





TABLY

Design


David Karásek, Radek Hegmon

The modular range of tables combines two types of side supports: cylindrical or square, centrally located, leg – and two types of wooden profiles. The tabletop made of steel rounds is available as well. The range thus makes it possible to create a picnic set consisting of the Tably table with most benches from the mmcité catalog. The centrally located legs facilitate access to the seats; wooden boards or steel rounds create a practical tabletop. The Tably range also includes small tables with a laser engraved checkerboard motif on the wooden slats.









**LITTER RECEPTACLE
ASHTRAYS**

BETTER 138 [362] . **CRYSTAL** 164 [363] . **MAXIMINIUM** 149 [364] . **MINIUM** 142 [364] . **MULTIMINIUM** 148 [367] . **NANUK** 150 [368]
PRAX 160 [370] . **QUINBIN** 154 [372] . **RADIUM** 166 [375] . **SWISSBIN** 141 [375] . **TLESK** 140 [376] . **VALET** 167 [377]

BETTER

Design
David Karásek

A heavy, large-volume concrete litter receptacle that does not look monstrous. Thanks to thoughtful shaping, it has a body of organically modelled but strong lines. The distinctive upper edge leads to the recessed inner liner; the lower indistinct legs increase stability, allow water to drain and facilitate installation on uneven surfaces. With its elegant shape, this litter receptacle fits into almost any context – it will elevate an otherwise neglected location, and support quality space with its fine details and overall design.





TLESK

Design
David Karásek

The lightweight litter receptacle shows the power of transparency. It's not just a pretty object – the model with a transparent plastic bag allows you to detect suspicious content. Its refined shape makes this humble bin an exciting piece and a worthy addition to all kinds of public spaces. The model with a transparent plastic bag is open from the side for very fast emptying and fitting of a new bag (using a flexible band), while the model with a plastic inner liner is emptied conventionally upwards.



SWISSBIN

Design
David Karásek


Holes like those in Swiss cheese, with a basic conical shape. It looks like a creative joke, but it is fully functional. The large-volume litter receptacle with small drop-in areas has excellent stability thanks to the weight at the base. The convex lockable lid underlines the overall closed and compact shape, which perfectly places this bin on large squares, busy promenades, traffic junctions and quiet parks. The effect can be enhanced by a bold body color.



MINIUM

Design
David Karásek

The smooth, finely grooved surface of the softly modelled body of the almond shaped litter receptacle brings refined aesthetics to this category of products. High-quality materials and elaborate details predetermine this waste bin for use not only in outdoor public spaces but also in all types of public interiors. The outdoor litter receptacle is offered in several options –with anchoring under the ground, purposefully shaped legs for surface mounting, an extended version with a concrete plinth or a post-mounted alternative.













MULTIMINIUM

Design
David Karásek

Expansion of the Minium design family with an increasingly popular version for sorted waste. The slim proportions and elegant cover make this practical public litter receptacle a beautiful piece. Thanks to the advanced form, quality design and refined details, the recycling bin can be successfully used both indoors and outdoors. The labels marking sorted waste have undergone a minor change and are now vertically positioned for better visibility.



MAXIMINIUM

Design
David Karásek

Another extension of the Minium design family, this time with a large-volume litter receptacle with a volume of 120l. The steel structure is covered with aluminum profiles or wooden slats. Characteristically shaped top cover protects the bin from the rain. The litter receptacle is designed to be surface mounted.



NANUK

Design

David Karásek, Radek Hegmon

Formally subtle, structurally simple, materially diverse – an example of clever design, which brings one of the broadest series of outdoor litter receptacles with a fresh, attractive appearance. Cylinder and block, two primary bodies located on the central leg with several types of covering for truly universal use. Cylinder with pleasant wooden slats, the block also with a reinforced bent metal sheet, transparent stretched metal sheet or smooth high-pressure laminate (HPL). Square versions can also be fitted with an elegant cover.









QUINBIN

Design

David Karásek, Viktor Šašinka

Quinbin is a range of durable litter receptacles that use various materials for their outer covering to change their appearance. Two body shapes are available: the first is a clean, slim cylindrical shape; the second a more sophisticated form, building from a rounded square base. With exterior options for a robust model with perforated steel sheets, an opposing aesthetic featuring wooden slats, or a precise aluminum model with subtle, irregular fluting, there is a full spectrum of possibilities for any kind of public space. The lightweight but durable plastic liner also makes moving and emptying the bin straightforward. All shape and material options can be fitted with a detachable top cover, as can the variant with three separate vessels for separating waste.





mmolix.com







zmieszane

plastik

papier



PRAX

Design

David Karásek, Radek Hegmon

The steel frame of this litter receptacle paints a modern, yet almost classic contour with a gently arched roof. Simple wooden doors complete the character of this outdoor litter receptacle. It is intended for use in any urban or park environments. The model with perforated sheet steel doors represents a more industrial character. In contrast, the HPL doors shift the appearance almost to the interior furniture style and offer the possibility of applying various graphic designs and patterns. The large model with a volume of 31 gallons or a model for dog waste with integrated space for special bags completes this trendy range of litter receptacle.





**KINGS
CROSS**





CRYSTAL

Design

David Karásek, Radek Hegmon

A fully enclosed all-steel litter receptacle with a slim geometric shape and a stable solid construction resembles a rather elegant column in space. The triple litter receptacle for recycling is an increasingly popular option. Optional steel drop-in areas keep unpleasant smells locked inside. The current problem of most of today's cities is solved with the Crystal model for dog waste with integrated space for special bags. A matching large volume ash receptacle is also available for smokers.





RADIUM

Design

David Karásek, Radek Hegmon

The geometrically shaped body with softly rounded edges is based on a bent metal sheet. The carrying ring of the Radium outdoor litter receptacle hides the inserted box for the inner liner. The unit is an example of an elegant litter receptacle for public spaces with high durability, whose design is linked to the Radium benches.



VALET

Design

David Karásek, Radek Hegmon

Ash receptacles have become a modern element of street furniture, which is why we designed Valet. The slim, discreet outdoor ash receptacle, based on the Lot bollard design family, is a typical stand-alone ash receptacle suitable for various spaces. One of the models has been redesigned to serve as a bag dispenser next to dog waste bins. Its advantages include, in addition to appearance, quality of materials and easy operation.



BOLLARDS GUARDRAILS

CYDLIMIT ^{179 (380)} . **DONAT** ^{170 (381)} . **ELIAS** ^{172 (383)} . **ISAC** ^{175 (384)} . **LOT** ^{176 (384)} . **LOTLIMIT** ^{178 (385)} . **MIELON** ^{174 (386)}

DONAT

Design

David Karásek, Radek Hegmon

A simple yet attractive cylindrical bollard with a T-shaped cover made of cast aluminum. Elegantly slim DON1xx series with a diameter of 76 mm and robust DON2xx with a diameter of 114 mm. A great feature is the possibility to place lighting under the upper surface of the T-shaped cover using low-voltage LEDs. This offers the opportunity of installing illuminated and non-illuminated models in one row.





ELIAS

Design

David Karásek, Radek Hegmon

A slim, geometrically shaped bollard hiding a longitudinal cavity that changes its appearance depending on the angle of view, from dark shadow to full transparency. This simple block with an extreme channel with contemporary and classic characteristics can be used in any environment. Upon request, an embossed municipal emblem can be embedded into the body of the bollard. What is dark during the day, lights up at night – the interior of the bollard can be fitted with low-voltage LED light and serve as a decorative lamp with the same design as the other Elias bollards.






MIELON

Design

David Karásek, Radek Hegmon

A cast aluminum bollard of fine anatomy. The slender proportions and softly sculpted shapes of the Miela bench series offer a two-tier design. The effect is perfectly highlighted by installing multiple bollards in one row.



ISAC

Design
Tomáš Rusín, Ivan Wahla

A delicate, slightly conically shaped bollard, made of cast aluminum, can't deny its inspiration from classical architecture. With its traditional design, it fits into historic outdoor spaces, as well as conventional urban areas and spaces. Upon request, an embossed municipal emblem can be embedded into the lower part of the bollard.



LOT

Design

David Karásek, Radek Hegmon

This smart bollard utilizes a simple L-profile in a unique way, finished with a simple top. Two cross-sectional sizes allow you to choose the right proportion for a variety of spaces. The optical impression and silhouette varies according to the angle of view. Galvanized steel structure treated with powder coating.





LOTLIMIT

Design

David Karásek, Radek Hegmon

The clean shape of this outdoor guardrail is based on a combination of L-profiles, which follows the Lot bollard with its design. It offers new possibilities to organize public space. Optically lightweight model with one horizontal rail, multi-element variants which prevent anyone from passing under, or models with a stainless-steel cable – all these options allow you to choose the most suitable solution for a given space. The lowered version of this guardrail serves as suitable protection for lawns.



CYDLIMIT

Design

David Karásek, Radek Hegmon

A series of compact city guardrails with arched posts. A lightweight model with one horizontal rail and another version with a lower horizontal rail or with stainless steel cables are available.



BIKE AND SCOOTER RACKS


BIKEBLOCQ 188 [390] . **BIKEPARK** 191 [390] . **EDGETYRE** 192 [391] . **ELK** 186 [392] . **GOMEZ** 184 [392] . **LOTLIMIT** 189 [392] . **TROT** 182 [394] . **VELO** 190 [397]

TROT

Design

David Karásek, Iveta Krmičková

The scooter is a joy of today's life, and the Trot is a port between the roads. Made of recycled material that can be inserted between our bicycle stands, mounted on the wall, or used as a stand-alone element. The collection responds to the need to keep places with scooters organized. It responds exactly according to the needs of the handlebars.






GOMEZ

Design

David Karásek, Jitka Trčková

A bicycle rack with a minimalist circular form and a unique side profile. It is composed of a pair of materials: a galvanized steel frame on the inside, with an external coating of durable rubber. The ring is seated in a subtle cast aluminum bracket. The stand is strong enough to support your bicycle but soft enough not to damage it. A simple circle with no superfluous decorations works perfectly in any architectural context, in all possible situations, whether it is installed individually, in small groups, or in long rows for a subtle interplay of circular forms.






PASTÁVKA MĚSTSKÉ HROMADNÉ DOPRAVY
A NYSI ZNAMENÁ JE PŘI POUŽITÍ V
PŘÍMÝM A NEPŘÍMÝM VÝSKYTĚM, NEŽ JINOU
PŘÍMÝM A NEPŘÍMÝM VÝSKYTĚM, NEŽ JINOU
PŘÍMÝM A NEPŘÍMÝM VÝSKYTĚM, NEŽ JINOU
PŘÍMÝM A NEPŘÍMÝM VÝSKYTĚM, NEŽ JINOU
PŘÍMÝM A NEPŘÍMÝM VÝSKYTĚM, NEŽ JINOU

ELK

Design

David Karásek, Herrmann&Coufal

We designed a bike rack and ended up with a sculpture. The endless line of the basic form is enriched by angular corners, creating a highly functional bike rack with aesthetic qualities that are hard to find elsewhere on the market. The unique concept of the stand for three bikes allows you to create interesting parking stations. Elk's clean design and gentle lines make it easy to incorporate it into all kinds of architectural projects, contemporary or historical.





BIKEBLOCQ

Design
David Karásek

A simple frame finished with a horizontal wooden element perfectly supports the bicycle, which can be parked on both sides. The bike rack is tilted at the same angle as the feet of the Blocq bench, so it fits perfectly alongside the rest of the range. It works just as well as a standalone installation as it does next to other pieces of street furniture, always looking and working great.



LOTLIMIT

Design

David Karásek, Radek Hegmon

The modest bicycle rack, based on the Lotlimit railing family, works with the most basic morphology, a combination of L-profiles, which makes it easy to incorporate into any project. It communicates very well with both contemporary and historical architecture.



VELO

Design

David Karásek, Radek Hegmon

Velo is a very practical, durable bicycle rack of advanced modern design, which fully fulfills its function. Thanks to its robust yet elegant shape, it is well received even in a high-end environment. Velo bicycle racks are available in single-sided and double-sided versions.



BIKEPARK

Design

Péter Kukorelli & Balázs Orlai

Playing on the design of the letter P, Bikepark is a highly functional solution to the dilemma of where to leave your bike. It is part of the whole system originally installed in car parking spaces on the streets. It looks great as a stand-alone piece as well as installed in groups.



EDGETYRE

Design

David Karásek, Radek Hegmon

A simple bicycle rack with strict geometry and a clear goal of quality infrastructure for cyclists. Suitable for use in shelters or outside and available in several shapes. The upper horizontal element hides a belt of durable rubber, which protects the bicycle paint from scratches.





**TREE GRATES AND GUARDS
PLANTERS
DRINKING FOUNTAINS
DISPENSERS**

ARBOTTURA 204 (400) . **FLORIUM** 212 (402) . **FONS** 216 (403) . **HYDRO** 215 (403)
KVĚTA 210 (404) . **MALAGENO** 208 (405) . **POLYS** 200 (406) . **SANIT** 214 (408) . **SINUS** 206 (408) . **TYPO** 196 (410)

TYP0

Design

David Karásek, Michael Tomalík

One of the world's first mass-produced planters made with 3D concrete printing technology, designed primarily for public spaces. The Typo collection features eight shapes that, when viewed from a certain angle, give the impression of balancing on their bottom edge. Planters can also be equipped with an irrigation system. Plants can improve the climate of public spaces, even where there is little natural rainfall. Typo follows the ubiquitous typography in public space, and its quality affects the overall feel of the places we move through on a daily basis.









POLYS

Design

David Karásek, Michael Tomalík

Thanks to its variability, the Polys plant pot system offers a wide range of applications in both exterior and interior. Different heights and diameters of flowerpots grow out of a steel platform creating a micro landscape full of living flora. The individual parts of the set work independently or together, resulting in a collection offering a myriad of sizes and shapes. Polys can be placed on the street, in a shopping mall, at school, in the office, on a terrace, or at home. It is a fresh solution for separating and making a selected space more comfortable.










ARBOTTURA

Design

David Karásek, Radek Hegmon

The traditional element of the city environment in a contemporary design, this is the tree grate Arbottura. Suitable for various locations, both historical and completely modern. There are circular and square versions that can be combined to achieve the optimal solution. The standard version of this protective tree grate is designed for pedestrian traffic only; the reinforced models allow for cars and small vans up to 3.5t. For creative minds, some of the steel ribs can be painted with color. This unique concept opens the possibility of creating interesting graphic lines that can be linked to paving patterns.





SINUS

Design
Roman Vrtiška

The unique concept of combining a tree grate with seating elements is, in the true sense of the word, multifunctional. Sinus gives ample protection to the trees and extra useful space on the street to the people. The fresh and elegant shape was expanded upon, with the addition of matching Sinus benches. The perforation is a nod to the pure aesthetics of the sixties. When combined with the unique Citépin (plastic plugs) on the seats, it eliminates the disadvantage of cold metal, providing excellent seating comfort.





MALAGENO

Design
David Karásek

Outdoor planters with a self-irrigation system. The aluminum sheet panels, always bent over the corner, are asymmetrically divided, which gives the product an unmistakable character. Thanks to its simple shape, it is possible to place the flowerpot practically anywhere, whether it is large squares, where the monumental square model looks best, or the aisles of shopping centers with a more subtle rectangular version.





KVĚTA

Design
David Karásek

A large outdoor planter for a generous dose of greenery, great for city boulevards and busy streets. Ideal for anywhere it is challenging to get greenery into the pavement. Balanced proportions and covering made of wooden slats with small bevel on vertical edges are desirable details. Alternatively available with a self-irrigation system.





FLORIUM

Design

David Karásek, Radek Hegmon

Outdoor planters are an integral part of urban areas. The traditional square or circle shape of this elegant outdoor planter offers universal use with its clean design.





SANIT

Design

David Karásek, Michael Tomalík

The design of the disinfectant dispenser responds to market developments in recent years and the new needs of people in public spaces. It's simple and non-intrusive design blends in with any environment. Sanit is ideal for places with high traffic, such as public buildings, schools, libraries, offices, concert halls, and sports venues. It features a non-contact sensor for dispensing sanitizer, ensuring a hygienic and hands-free experience.



HYDRO

Design
Petr Hruša

Stainless steel drinking fountains are a must-have in any well-equipped park or square. The fountain has a nozzle at the top of a pronounced cone, from which the water flows into a square drainage field around the fountain.



FONS

Design

David Karásek, Viktor Šašinka

Urban refreshment without unnecessary waste. We are water, and water is life. The Fons drinking fountain caters to both humans and their furry friends in parks, squares, and even office buildings. Its touchless design with dual nozzles provides instant refreshment for you and easy bottle filling. Say goodbye to bottled water! An integrated bowl collects water from the lower nozzle, allowing your pet to enjoy a refreshing drink without needing to bend down.





INFORMATION PANELS

C-LIGHT IF 220 (414) . **CLIG** 222 (415) . **EGERO** 224 (416) . **OS** 225 (416) . **POSTERION** 223 (417)

C-LIGHT IF

Design

David Karásek, Radek Hegmon

It consists of a classic message board or large cabinets; both can be illuminated. Now extensively technically innovated with improved operating characteristics and increased reliability. The C-light IF information panel has excellent resistance to vandalism and bad weather.



CLIG

Design

David Karásek, Viktor Šašinka

Fully equipped modern information panel of the standard format in a combination of galvanized steel, stainless steel and aluminum, brings the unmistakable effect of illuminated information to the urban environment. We respond to the changing requirements of advertising in cities, and our advertising panels are extensively technically innovated, with improved operating characteristics and increased reliability.




POSTERION

Design

David Karásek, Iveta Krmičková

The Posterion information panel is a modern solution to the classic element of street furniture for urban and rural locations. Simple morphology with a functional roof provides everything you need.



EGERO

Design
David Karásek

The classic information panel has its place in most municipalities and cities. In the new design, the cylindrical body is supported by an irregular structure of steel plates, which creates enjoyable dynamic moment in a significantly static element. There is also a version with the lighting of the active area through energy-saving LED reflectors placed on an elegant ring.



OS

Design

David Karásek, Radek Hegmon

The arrow orientation system of Os applies the principle of thin direction arrows pointing to destinations that are visible from all sides. Simple and effective shaping combined with well-arranged graphic elaboration of individual arrows represents an advanced system for guidance in all types of public space.



**SHELTERS
CANOPIES**

AUREO 250 (420) . **AUREO VELO** 258 (421) . **CUBY / CUBYSCREEN** 228/234 (422/428) . **DEPOT** 244 (430) . **EDGE** 260 (436)
GEOMERE 248 (438) . **NUBO** 236 (440) . **PIN / PINSCREEN** 254 (442/444) . **PINECONE** 262 (446) . **SMOKERS** 264 (446) . **UFO** 242 (447)

CUBY

Design

David Karásek, Viktor Šašinka

The cubic structure is transferred into a space for diverse use in any type of public environment. A durable and robust frame is the foundation for its almost limitless adaptation to various public spaces. The enclosed cell surrounded by wood isolates you from the surroundings, the louvered wall transforms with one move from privacy to transparency, and greenery is not only overwritten into the surroundings but also into the side walls. Cuby is a gazebo designed for your meetings, relaxation, dreaming, studying, or picnics in the fresh air. It has several additional features, such as LED lighting, USB charging, or integrated photovoltaic panels. It can stand alone, also interconnected into multiple sets, anchored under paving or on the surface. Cuby is a robust response to the demand for greater intimacy in public spaces. We continue our search for answers to the question of greater intimacy in public space. The screen, which follows the Cuby series of gazebos, separates the individual assemblies and offers more intimate spaces in parks, courtyards, or squares. It comes in two heights, with integrated greenery and different types of plants to complete the product.

















NUBO

Design

David Karásek, Viktor Šašinka

A modern shelter for a more attractive appearance of cities. Glass surfaces, steel structure, and rounded corners give an elegant impression. The milky roof offers a smooth minimalist surface and ideal shading from the sun, another variant can be a delicate graphic continuing onto the shelter's walls. Structurally, it meets the requirements for areas with higher snow and wind loads. The two-sided version offers shelter to passengers traveling in different directions. It includes an integrated bench, which can be color-coordinated with the given elements of the steel structure to create a perfect contrast. Optionally, we can supplement it with a photovoltaic off-grid system or USB ports designed for charging our devices.





KLADNÍ ŠKOLA



Alexanderplatz







ICA MIAMI

UFO

Design

David Karásek, Michael Tomalík

A versatile element for public spaces, UFO shelter lands gracefully over various types of urban furnishings, providing an alternative to standard umbrellas with a central leg. The stable steel structure eliminates problems related to inclement weather and/or vandalism. It can be installed in parks, along walking paths, and semi-public areas in almost any setting without the need for daily maintenance. Complemented by a floating circular platform, UFO provides a space for peaceful and undisturbed rest.





DEPOT

Design

David Karásek, Michael Tomalík

A universal car shelter is becoming a new segment in our portfolio. Precise lines meet the strictest dimensional, technical, and construction requirements. The covered parking space also offers integrated electric charging option. Side walls can be customized with wooden slats, providing a customizable touch, and may include a dedicated cabinet for electrical installations. Additionally, we offer the option to install a photovoltaic system on the roof.









GEOMERE

Design
Radek Hegmon

and efficient modular system is based on the new columns in the rear wall. This enables us to have suitable assemblies without side walls, which is practical in narrow or confined spaces. The integrated, elegant bench with wooden boards is a pleasant detail that enhances the whole shelter. Graphic designs applied on the glass panels in the roof and the walls add to the aesthetic quality of the shelter. There is also the possibility of placing solar panels on the roof or using a green roof.





AUREO

Design

David Karásek, Radek Hegmon

A range of glass roof shelters and several material options that make it easy to choose the best option for each location. The minimalist and highly variable design of the Aureo series offers maximum comfort and fusion with the surroundings, as is expected from bus shelters. The flat glass roof covers the construction of a clean unit with many interesting details. The support system in the rear wall allows the use of a variant without side walls, suitable for narrow spaces. There is also the possibility of placing solar panels on the roof or using a green roof.










PIN

Design


David Karásek, Viktor Šašinka

A modular system that allows you to assemble almost any shelter of all shapes and sizes. It was designed in two roof shape variants. The square module can be arranged side by side and expand the roofed area in four directions. The resulting assemblies can thus be square, rectangular or any irregular shape, of unlimited width and length. The round module can, in turn, be assembled into groups where the individual modules overlap. The inspiration from the kingdom of trees cannot be overlooked. A distinctive square network of beams creates an elegant ceiling, which is the same for the circular version of the roof. The Pin responds to the operational needs and space constraints of a given space and allows you to have in one design a universal gazebo, a universal gazebo, a bus shelter, or a bicycle shelter, as well as covered walkways between buildings. LED lighting, like rainwater drainage, is fully integrated into each module. The range also includes a universal system of glass windscreens. A novelty is a possibility of having a photovoltaic roof or a green roof.









AUREO VELO

Design
David Karásek

Derived from the popular Aureo line of bus shelters. The modified construction solution allows for offering both a low version of the shelter with anchored bicycle stands and an elevated version equipped with special two-tier stands. All this with an increased roof overhang, which sufficiently covers parked bicycles from inclement weather.





EDGE

Design

David Karásek, Radek Hegmon

Street furniture design needs to consider the popularity of bicycles. Edge is an elegant bicycle shelter of an uncompromising dynamic shape, combining a robust supporting structure and visually light glass, supported by sophisticated stainless-steel holders. A novelty is a possibility of having a photovoltaic roof or a green roof.






PINECONE

Design
Jerry Koza, Adam Jirkal

A park gazebo, covered sandpit, outdoor classroom – Pinecone can be all these things. Inspired by natural laws, the self-supporting structure forms a dome of 109 scales in seven rows above each other. Thanks to the mutual rotation of the scales of the individual layers, the gazebo has an airy effect; it has a pleasant microclimate and perfect acoustics. At the same time, it provides shelter from sun, wind, and rain. A round bench is placed around the perimeter of the gazebo, and a top dome skylight, as well as ambient LED lighting, can be fitted as an optional accessory.





SMOKERS AUREO, EDGE

Design

David Karásek, Radek Hegmon

The range of smoking shelters is a response to the ban on smoking in buildings. The modification of our Aureo and Edge design ranges has created a set of purposeful, elegant shelters that provide sufficient protection and comfort for smoking outside buildings. Aureo is standardly equipped with a wooden shelf and also with a front glass wall. The shelter can be supplemented with an ash receptacle.





SEATING SETS TABLES

BISTROT 268 [130] . **BLOCQ** 269 [108] . **BOHÉM** 273 [48] . **CONICS** 274 [20] . **CONSTRUQTA** 276 [54] . **EBLOCQ** 276 [112] . **EMAU** 277 [100] . **EMAU SOLO** 278 [104]
INTERVERA 280 [98] . **LAGO** 282 [28] . **LANDSCAPE COMPACT** 284 [64] . **LIMPIDO** 288 [120] . **MANTA** 289 [38] . **MIELA** 290 [70] . **MORSE** 292 [14] . **ORBIT** 298 [30]
PIXEL 300 [50] . **PLATFORM** 306 [24] . **PORT** 314 [78] . **PORTIQOA** 316 [74] . **PREVA URBANA** 318 [82] . **RADIUM** 320 [114] . **RAUTSTER** 324 [44]
REFORMA 328 [34] . **RIVAGE** 332 [58] . **SATELLITE** 334 [56] . **SINUS** 334 [122] . **STACK** 335 [40] . **TABLY** 336 [132] . **URBAN ISLANDS** 338 [62] . **VERA** 340 [86]
VERA SOLO 346 [92] . **WOODY** 354 [124]



Bistrot



Blocq



Bohém



Conics




Construqta



Eblocq



Emau



Emau Solo




Intervera



Lago



Landscape Compact



Limpido



Manta



Miela



Morse



Orbit



Pixel



Platform



Port



Portiqoa



Preva Urbana



Radium



Rautster



Reforma



Rivage



Satellite




Sinus



Stack



Tably



Urban Islands



Vera



Vera Solo



Woody

BISTROT

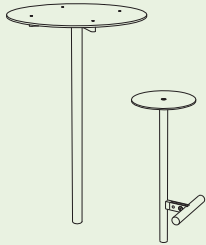
Galvanized steel structure treated with powder coating, seat made of HPL, stainless-steel footrest. Anchored below the ground.



LBS185/955

Raised outdoor table and stools

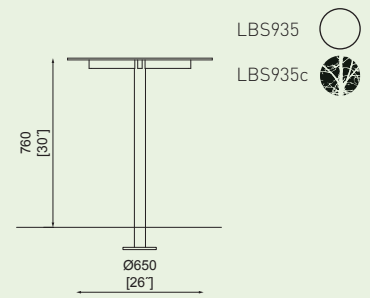
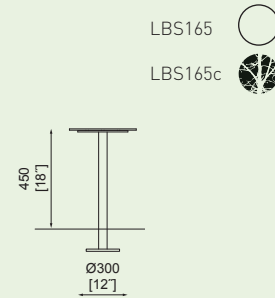
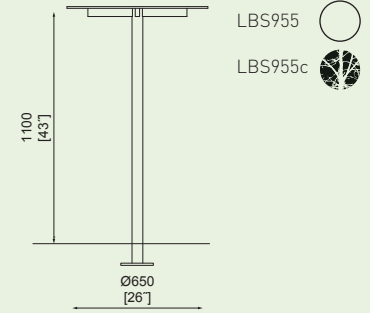
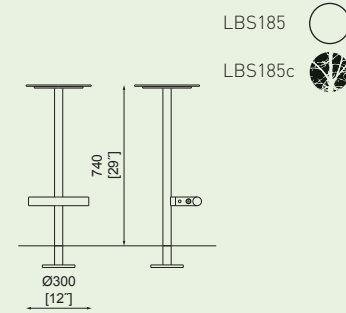
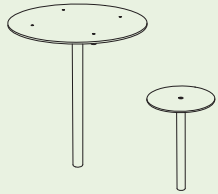
steel structure, tabletop and seats made of HPL, stainless-steel elements



LBS165/935

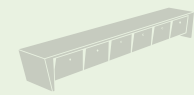
Outdoor table and stools

steel structure, tabletop and seats made of HPL



BLOCCQ


Galvanized steel structure treated with powder coating. Seat and backrest are made of wooden boards and slats. Available with armrests. Surface mounted.



Eblocq → 276



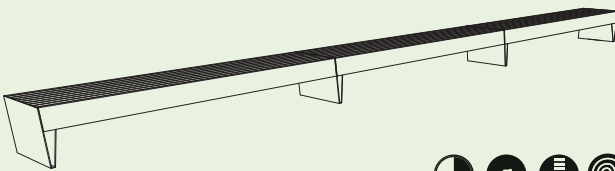

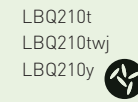
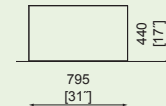

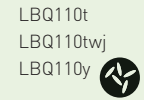

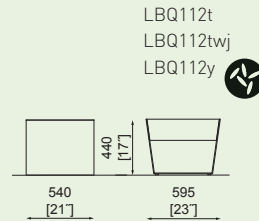
Bikeblocq → 390



LBQ110/111/112/210

Stool / park bench


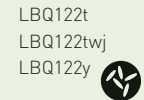
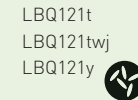
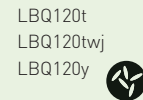
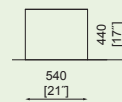
seat made of solid boards and slats, steel legs



LBQ120/121/122

Extended park bench

seat made of solid boards and slats, steel legs



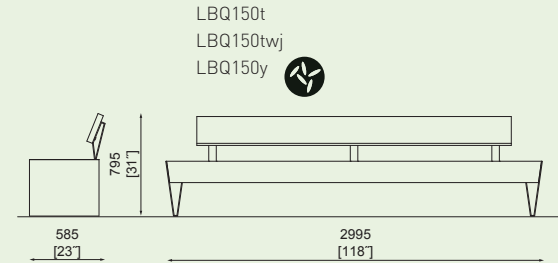
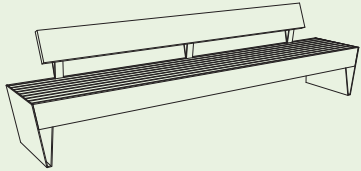
BLOCC



LBQ150

Park bench with backrests

seat made of solid board and slats, the backrests made of solid board, steel legs

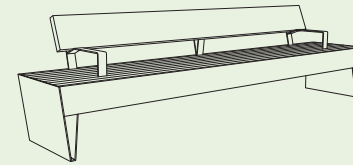


LBQ150-10/150-30/155-10/155/156

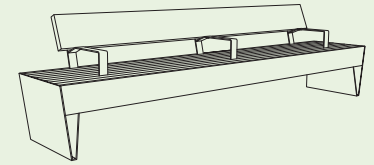
Park bench with backrest / armrests

seat and backrest made of solid wooden boards and slats, steel legs, integrated steel table, steel armrests

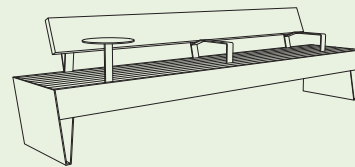
LBQ155t
LBQ155twj
LBQ155y



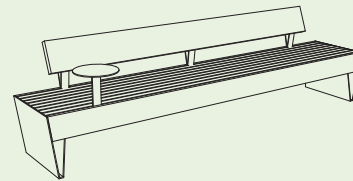
LBQ156t
LBQ156twj
LBQ156y



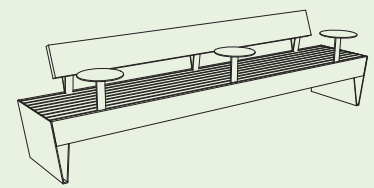
LBQ155-10t
LBQ155-10twj
LBQ155-10y


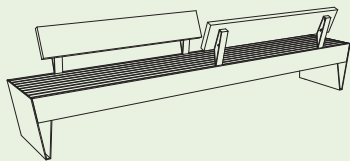


LBQ150-10t
LBQ150-10twj
LBQ150-10y



LBQ150-30t
LBQ150-30twj
LBQ150-30y

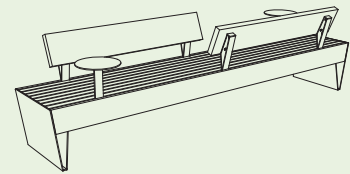




LBQ170

Park bench with backrests


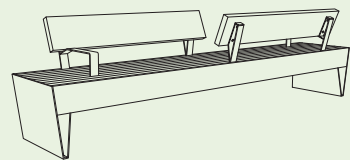
seat made of solid boards and slats,
the backrests made of solid boards, steel legs



LBQ170-20

Park bench with backrest

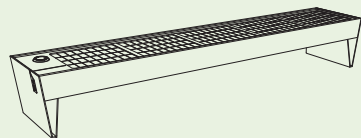
seat and backrest made of solid wooden boards
and slats, steel legs, integrated steel table



LBQ175

Park bench with armrests

seat and backrest made of solid wooden boards
and slats, steel legs, steel armrests

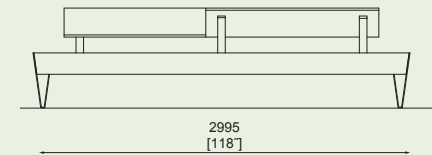
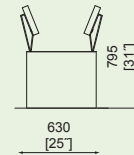


LQS110

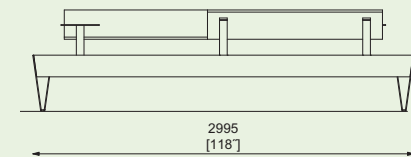
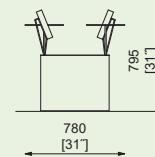
Solar park bench

seat made of safety glass and wooden boards,
steel legs

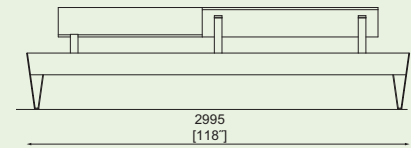
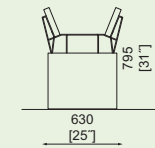
LBQ170t
LBQ170twj
LBQ170y



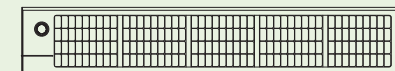

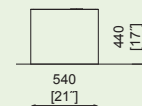
LBQ170-20t
LBQ170-20twj
LBQ170-20y



LBQ175t
LBQ175twj
LBQ175y



LQS110t
LQS110twj
LQS110y



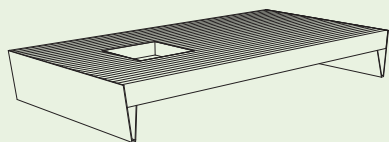


BLOCC

LBQ500

Bench around a tree

seat made of solid boards and slats,
steel legs



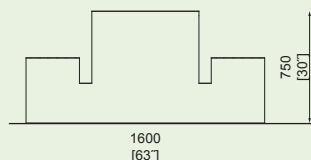
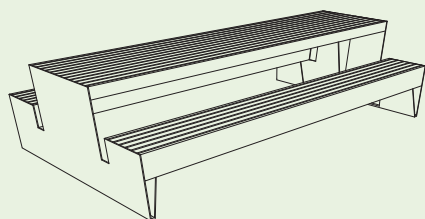
LBQ500t
LBQ500twj
LBQ500y




LBQ960/962

Picnic set

steel structure, solid wooden
boards and slats



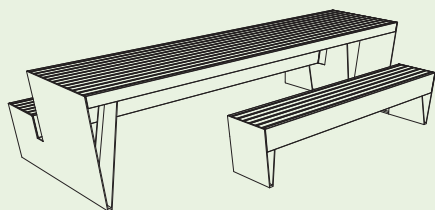
LBQ962t
LBQ962twj
LBQ962y




LBQ965

Picnic set

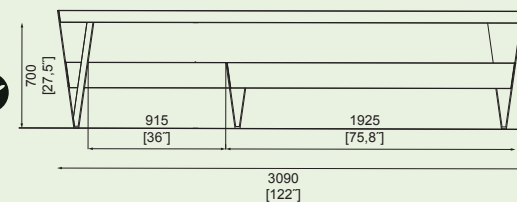
steel structure, solid wooden boards and slats,
adjusted for wheelchair access



LBQ960t
LBQ960twj
LBQ960y



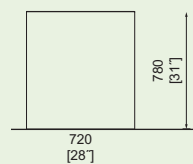
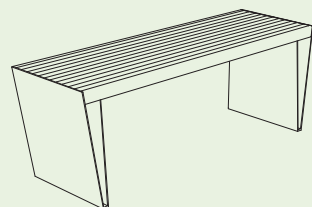
LBQ965t
LBQ965twj
LBQ965y



LBQ970/972

Rectangular table


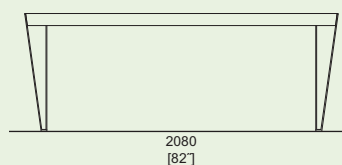
steel structure,
table top made of boards and slats



LBQ972t
LBQ972twj
LBQ972y




LBQ970t
LBQ970twj
LBQ970y



BOHÉM

Galvanized steel structure treated with powder coating. Seat and backrest made of aluminum sheet. For interior use, the plywood version is also available.

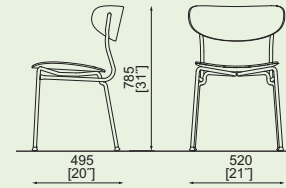


BOH152/252

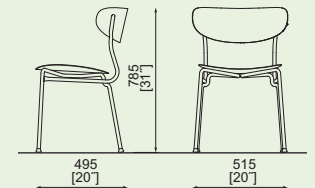
Outdoor chair

steel structure, seat made of aluminum, optionally of plywood for the indoors or stainless-steel

BOH152



BOH252
BOH252N

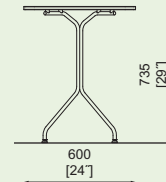


BOH906/926

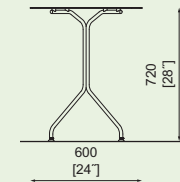
Outdoor table

steel structure, table top made of aluminum, optionally of plywood for the indoors or stainless-steel option

BOH906



BOH926
BOH926N

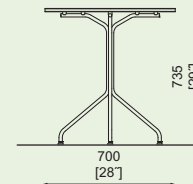


BOH905/925

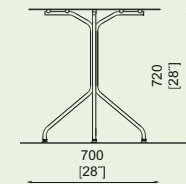
Outdoor table

steel structure, table top made of aluminum, optionally of plywood for the indoors or stainless-steel option

BOH905




BOH925
BOH925N



CONICS

Conics seats and benches work well with the steel tables from our Pixel range of products. For creative solutions, we recommend using HPL which can be supplied with bespoke graphics for the tabletops and seats. An interesting version is also the table with an inner planter, which can be used for planting a tree to create a natural shade. Playing with the cones starts with a simple rotation.



CON111/112/412

Park bench / Stool

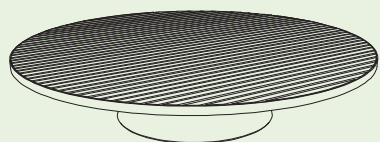
steel structure, concrete legs,
seat made of wooden slats / HPL



CON310/311

Seating element

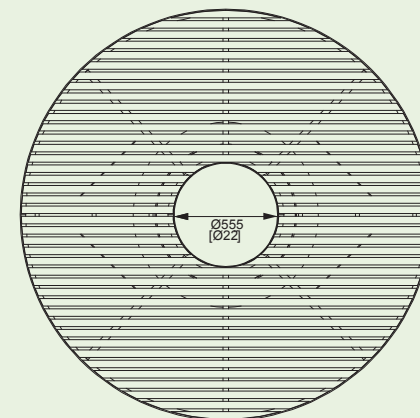
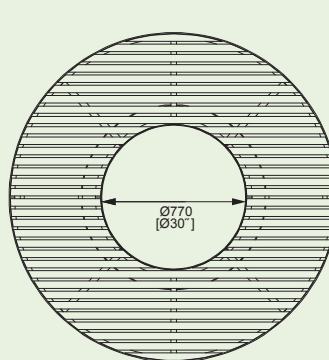
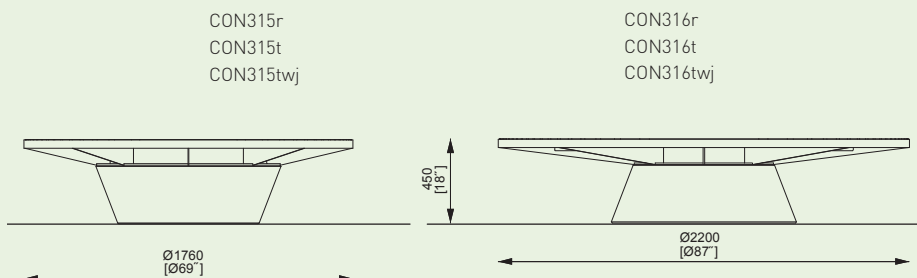
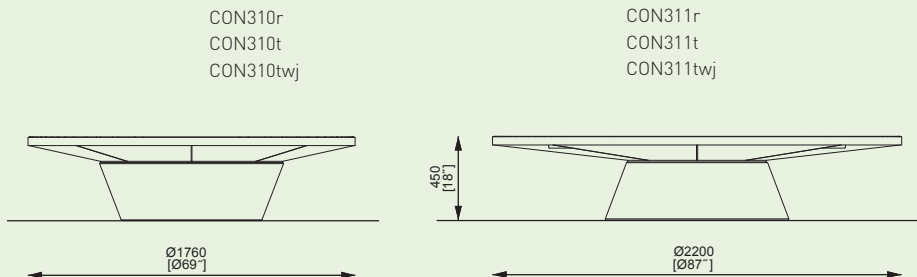
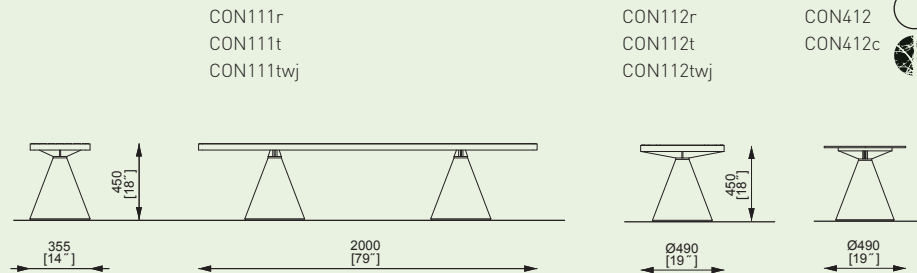
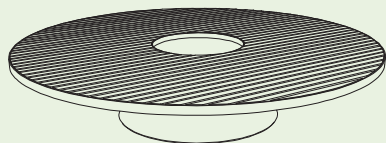
steel structure, concrete base,
seat made of wooden slats




CON315/316

Seating element with opening for plants

steel structure, concrete base,
seat made of wooden slats


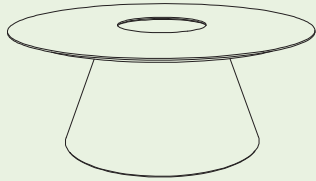




CON910/915

Table round shape / with opening for plants


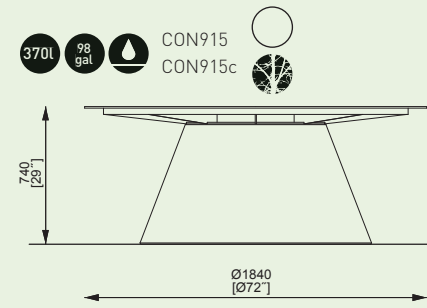
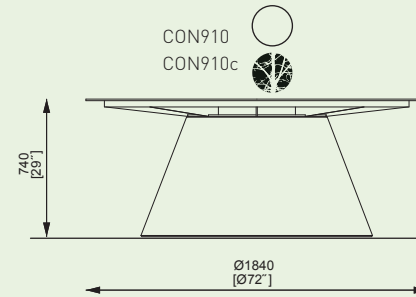
steel structure, concrete base,
tabletop made of HPL



CON701/702

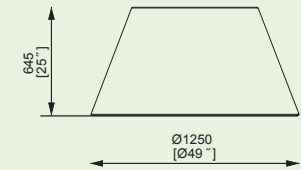
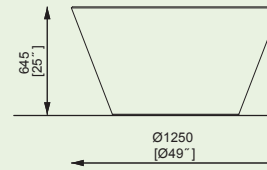
Planter

concrete structure, textile liner



CON701

CON702

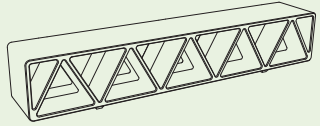


CONSTRUQTA



Better → 362

Visually simple, but requiring sophisticated manufacturing, the body is cast from high-quality HPC concrete. The entire bench has a smooth, but not shiny, surface and comes in shades of white or dark grey. The bench is free-standing.



LCQ110

Park bench made of HPC concrete

LCQ110



EBLOCQ



Blocq → 269



Bikeblocq → 390

Galvanized steel structure with a number of aluminum elements and seat made of wooden slats. Six lockable boxes with integrated 230V socket for recharging the electric bicycle batteries and a USB socket for phone or tablet charging. Each box is illuminated for easy handling and large enough to store a standard bicycle helmet. The bench also has an external USB socket for charging the phone outside the lockable boxes.

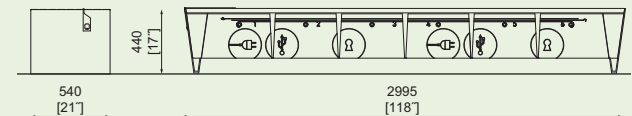
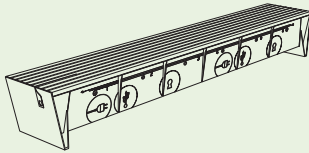


EBQ110-01

Park bench with integrated lockable storage boxes

combination of steel and aluminum structure, hardwood slats, storage boxes / with cylindrical locking mechanism

EBQ110-01r
EBQ110-01t
EBQ110-01twj

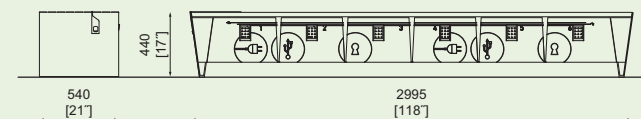
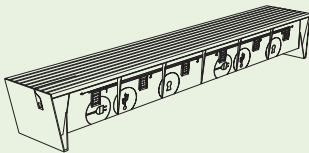


EBQ110-02

Park bench with integrated lockable storage boxes

combination of steel and aluminum structure, slats, storage boxes / with combination locking mechanism

EBQ110-02r
EBQ110-02t
EBQ110-02twj

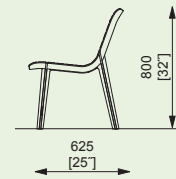



Side parts made of recycled cast aluminum, hardwood slats, armrest zinc coated with powder coating finish. Alternatively, the seat and backrest can be made of steel or stainless-steel rounds. All four legs can be surface mounted.

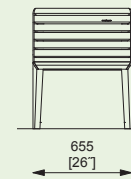
EM151 / 152

Park bench with backrest


cast aluminum structure, seat and backrest made of wooden slats



EM152r
EM152t
EM152twj



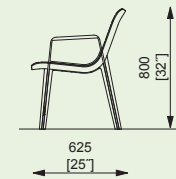

EM151r
EM151t
EM151twj



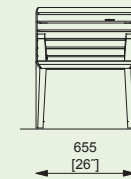
EM156 / 157

Park bench with backrest and armrests


cast aluminum structure, seat and backrest made of wooden slats



EM157r
EM157t
EM157twj



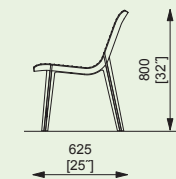
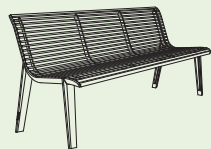
EM156r
EM156t
EM156twj



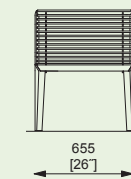
EM251 / 252

Park bench with backrest

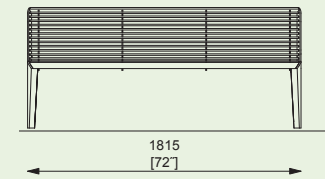
cast aluminum structure, seat and backrest made of steel or stainless-steel rounds



EM252
EM252n



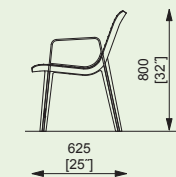
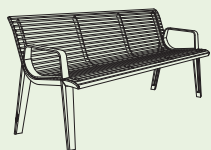
EM251
EM251n



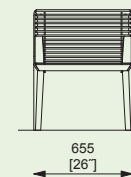
EM256 / 257

Park bench with backrest and armrests


cast aluminum structure, seat and backrest made of steel or stainless-steel rounds



EM257
EM257n



EM256
EM256n



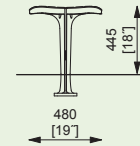
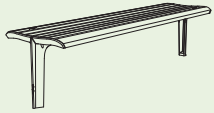
EMAU SOLO

Side parts made of recycled cast aluminum, hardwood slats, armrest zinc coated with powder coating finish. Alternatively, the seat and backrest can be made of steel or stainless-steel rounds. Both legs can be surface mounted.


EMS111

Park bench on a central leg

cast aluminum structure, seat and backrest made of wooden slats



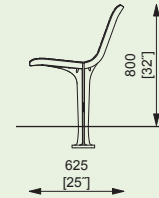

EMS111r
EMS111t
EMS111twj



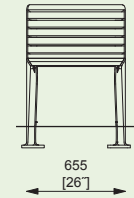
EMS151 / 152

Park bench on a central leg with backrest


cast aluminum structure, seat and backrest made of wooden slats



EMS152r
EMS152t
EMS152twj



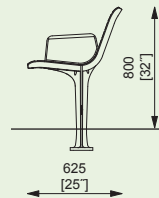

EMS151r
EMS151t
EMS151twj



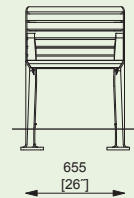
EMS156 / 157

Park bench on a central leg with backrest and armrests


cast aluminum structure, seat and backrest made of wooden slats



EMS157r
EMS157t
EMS157twj



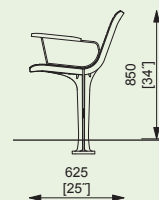

EMS156r
EMS156t
EMS156twj



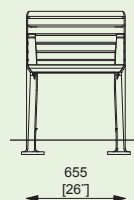
EMS356 / 357

Park bench on a central leg with backrest and armrests, ergonomics modified for the needs of elderly people


cast aluminum structure, seat and backrest made of wooden slats




EMS357r
EMS357t
EMS357twj



EMS356r
EMS356t
EMS356twj

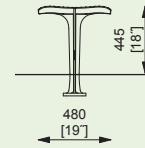





EMS211

Park bench on a central leg

cast aluminum structure, seat made of steel



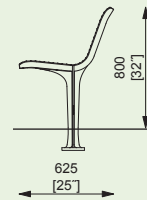
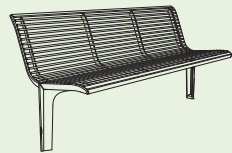
EMS211
EMS211n



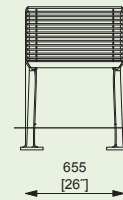
EMS251 / 252

Park bench on a central leg with backrest

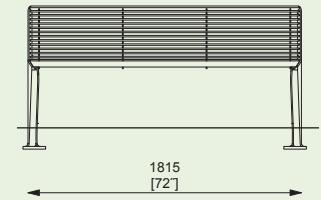
cast aluminum structure, seat and backrest made of steel or stainless-steel rounds



EMS252
EMS252n



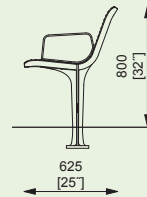
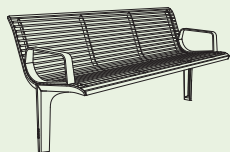
EMS251
EMS251n



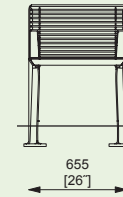
EMS256 / 257

Park bench on a central leg with backrest and armrests

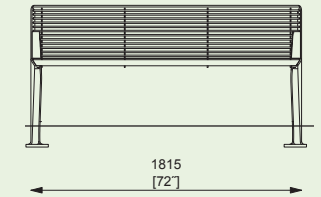
cast aluminum structure, seat and backrest made of steel or stainless-steel rounds



EMS257
EMS257n



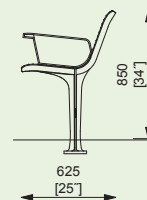
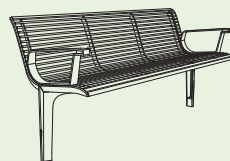
EMS256
EMS256n



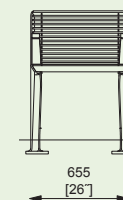
EMS456 / 457

Park bench on a central leg with backrest and armrests, ergonomics modified for the needs of elderly people

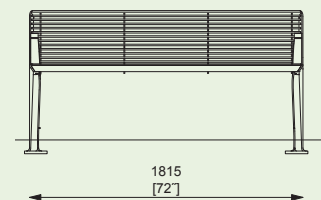
cast aluminum structure, seat and backrest made of steel or stainless-steel rounds



EMS457
EMS457n



EMS456
EMS456n



INTERVERA

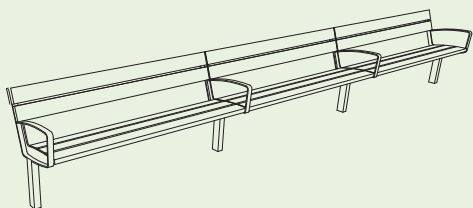
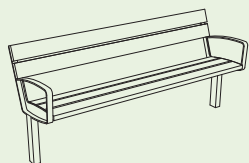
Galvanized steel structure treated with powder coating, seat made of hardwood boards, steel or stainless-steel rounds. Anchored below the ground.



LVR156/157/196/197/198

Park bench on central leg with backrest and armrests / A modular kit of extended bench on central leg with backrest and armrests

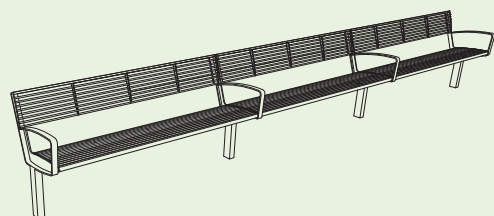
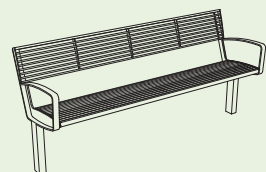
steel structure, both seat and backrest made of wooden boards



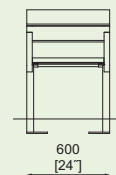
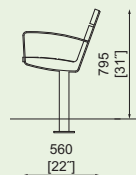
LVR256/257/296/297/298

Park bench on central leg with backrest and armrests / A modular kit of extended bench on central leg with backrest and armrests


steel structure, both seat and backrest made of steel or stainless-steel rounds



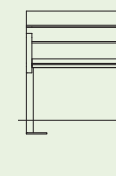
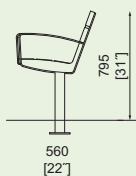
LVR157t
LVR157twj
LVR157y




LVR156t
LVR156twj
LVR156y




LVR196t
LVR196twj
LVR196y



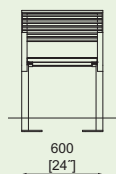
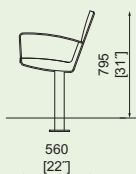
LVR197t
LVR197twj
LVR197y




LVR198t
LVR198twj
LVR198y



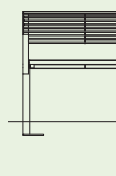
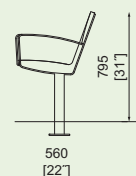
LVR257
LVR257n



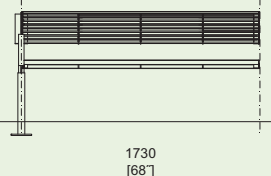
LVR256
LVR256n



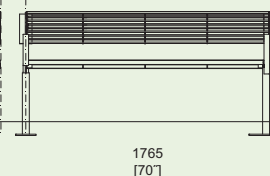
LVR296
LVR296n



LVR297
LVR297n



LVR298
LVR298n

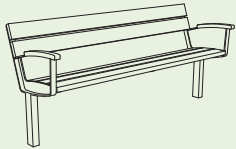




LVR356 / 357

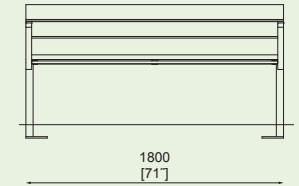
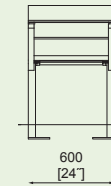
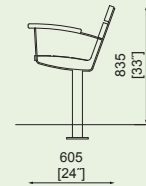
Park bench on the central leg with backrest and armrests, ergonomics modified for elderly people

steel structure, seat and backrest made of wooden boards



LVR357t
LVR357twj

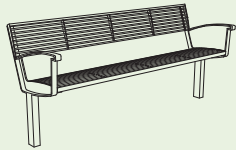
LVR356t
LVR356twj
LVR356y



LVR456 / 457

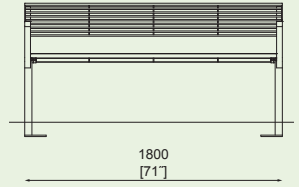
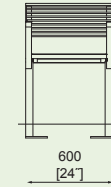
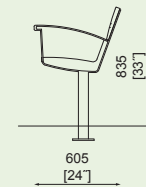
Park bench on the central leg with backrest and armrests, ergonomics modified for elderly people

steel structure, seat and backrest made of steel rounds



LVR457
LVR457n

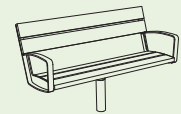
LVR456
LVR456n



LVR-S157 / S158 / LVR-R157 / R-158

Swivel park bench with backrest and armrests

steel structure, seat and backrest made of wooden boards, swivel mechanism



LVR-S157t
LVR-S157twj
LVR-S157y

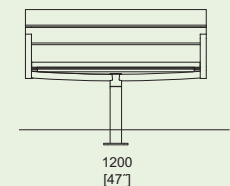
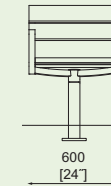
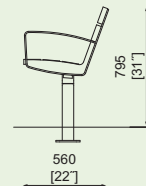


LVR-R157t
LVR-R157twj
LVR-R157y

LVR-S158t
LVR-S158twj
LVR-S158y



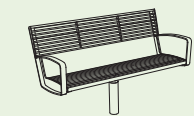
LVR-R158t
LVR-R158twj
LVR-R158y



LVR-S257 / S258 / LVR-R257 / R-258

Swivel park bench with backrest and armrests

steel structure, seat and backrest made of steel rounds, swivel mechanism



LVR-S257
LVR-S257n

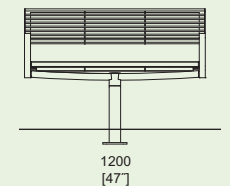
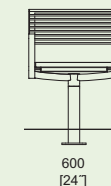
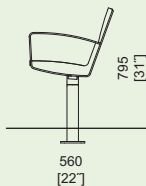


LVR-R257
LVR-R257n

LVR-S258
LVR-S258n



LVR-R258
LVR-R258n



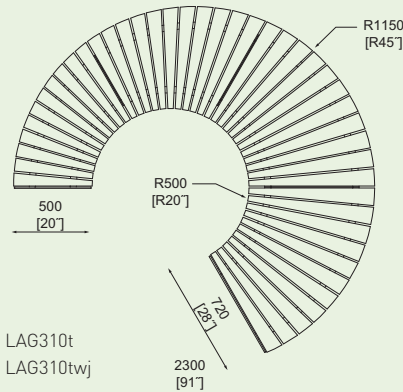
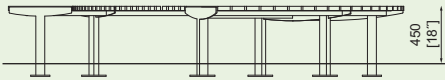
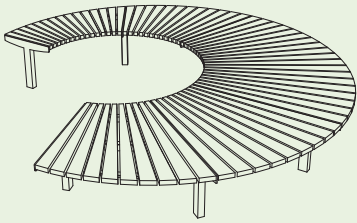
Fully galvanized, powder-coated steel structures supporting seats made from hardwood or heat-treated wood. Anchored below the ground or to the surface.



LAG310/311/313

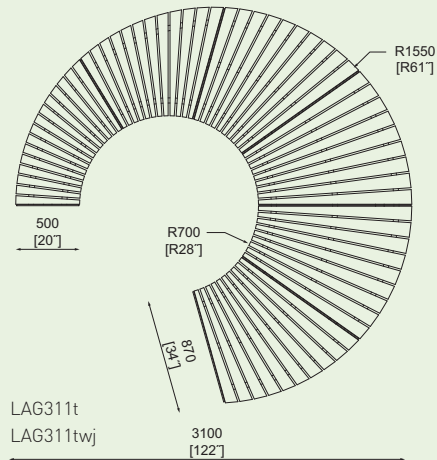
Round park bench

steel structure, seat made of wooden boards



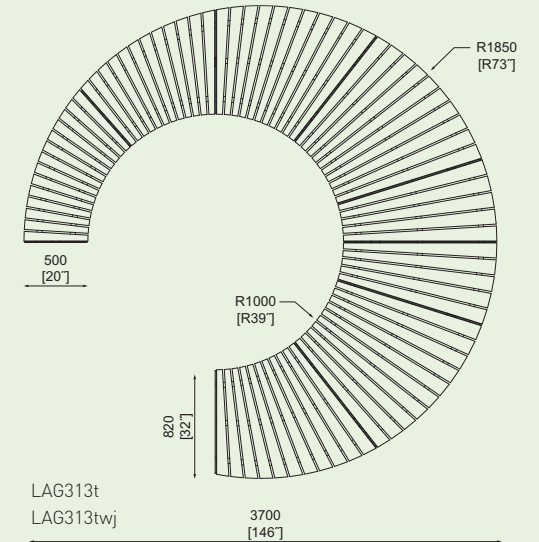
LAG310t
LAG310twj

LAG315t
LAG315twj



LAG311t
LAG311twj

LAG316t
LAG316twj



LAG313t
LAG313twj

LAG318t
LAG318twj

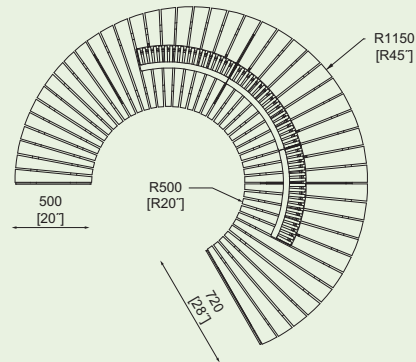
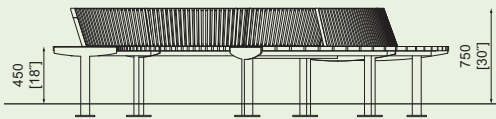
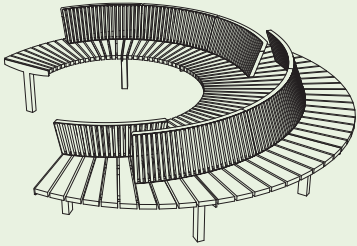





LAG350/351/353

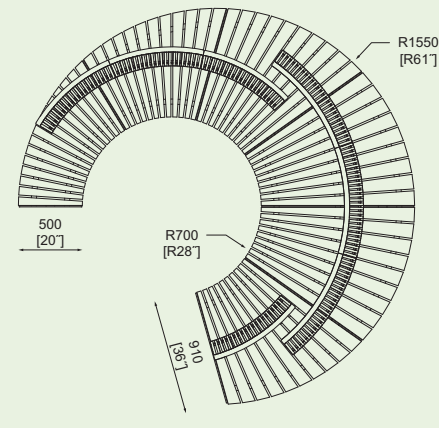
Round park bench with backrests

steel structure, seat made of wooden boards,
backrests made of wooden slats




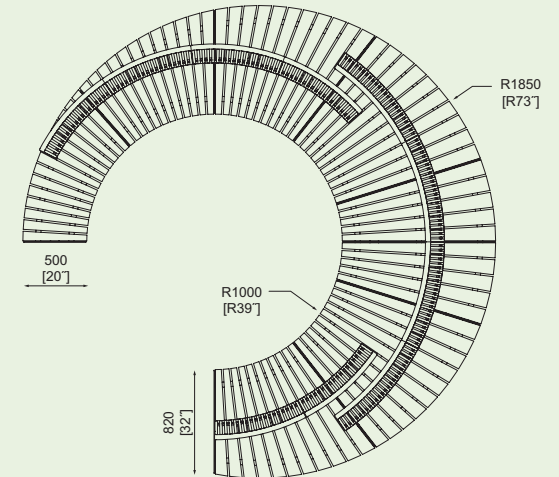
LAG350t
LAG350twj 2300 [91]

LAG355t
LAG355twj 




LAG351t
LAG351twj 3100 [122]

LAG356t
LAG356twj 



LAG353t
LAG353twj 3700 [146]

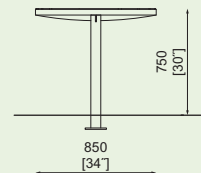

LAG358t
LAG358twj 



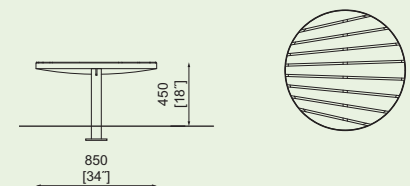
LAG910/112

Outdoor round table / Stool

steel structure, wooden boards



LAG910t
LAG910twj

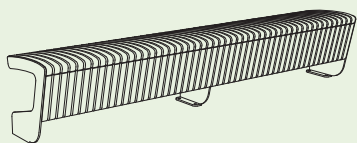


LAG112t
LAG112twj

LANDSCAPE COMPACT

Galvanized steel structure treated with powder coating. Seat and backrest made of wooden slats. The individual benches and combined assemblies are surface mounted.

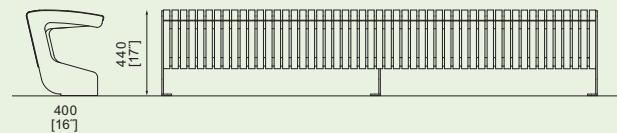
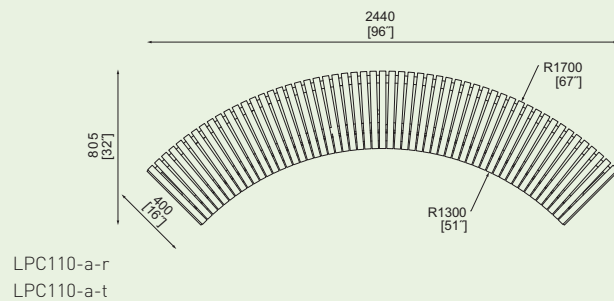




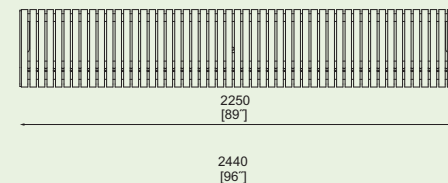
LPC110

Park bench without backrest

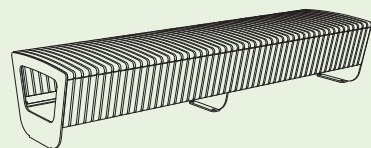
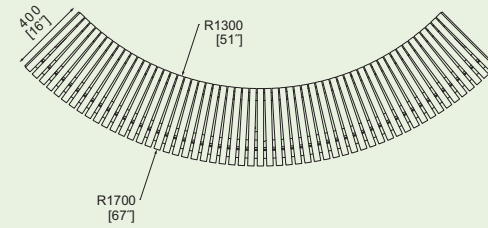
steel structure, seat made of wooden slats



LPC110r
LPC110t



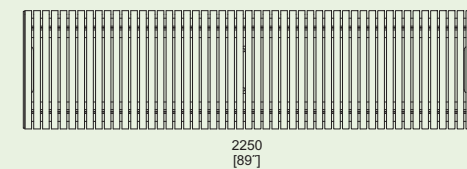
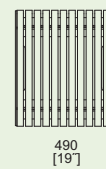
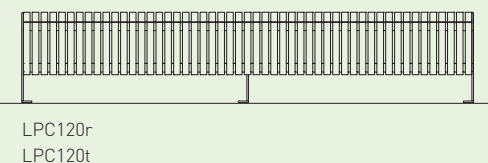
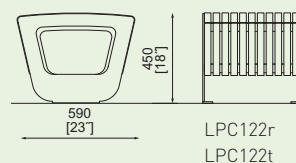
LPC110-e-r
LPC110-e-t



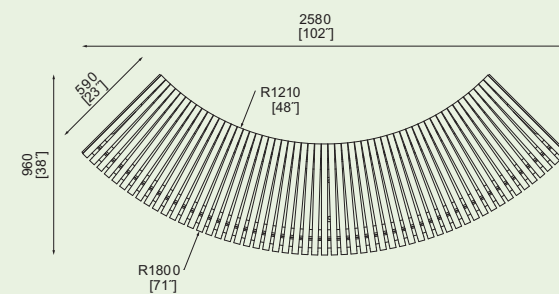
LPC120/122

Park bench without backrest

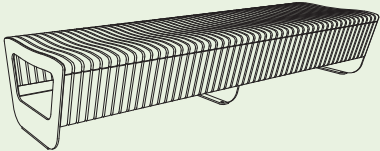
steel structure, seat made of wooden slats



LPC120-ae-r
LPC120-ae-t



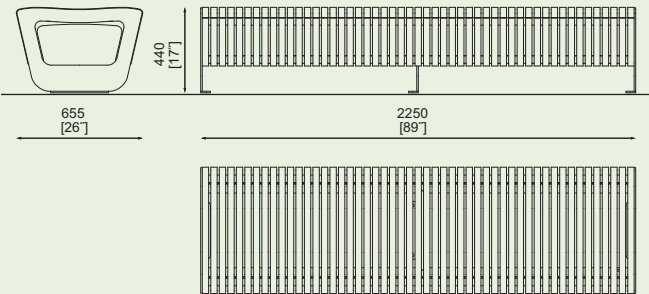
LANDSCAPE COMPACT



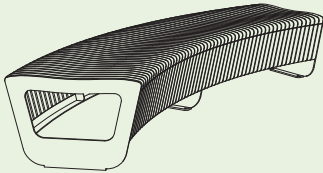
LPC130

Park bench with backrest

steel structure, seat made of wooden slats



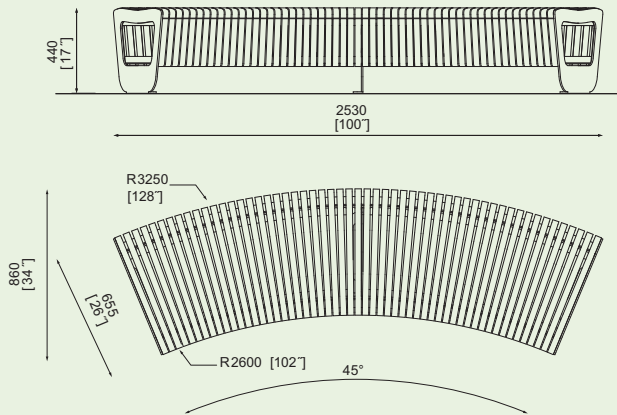
LPC130r
LPC130t



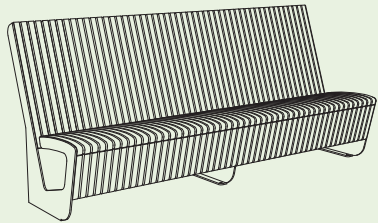
LPC130-ae

Park bench with backrest

steel structure, seat made of wooden slats



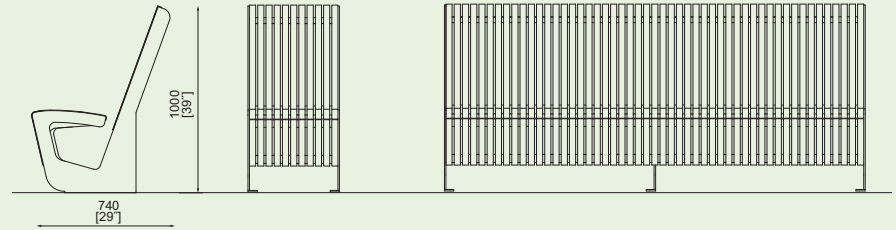
LPC130-ae-r
LPC130-ae-t



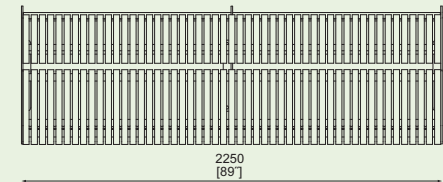
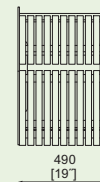
LPC150/152

Park bench with backrest

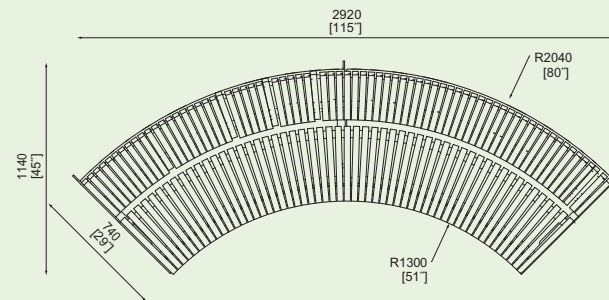
steel structure, seat made of wooden slats



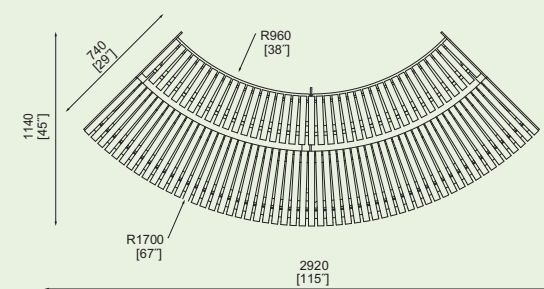
LPC152r
LPC152t



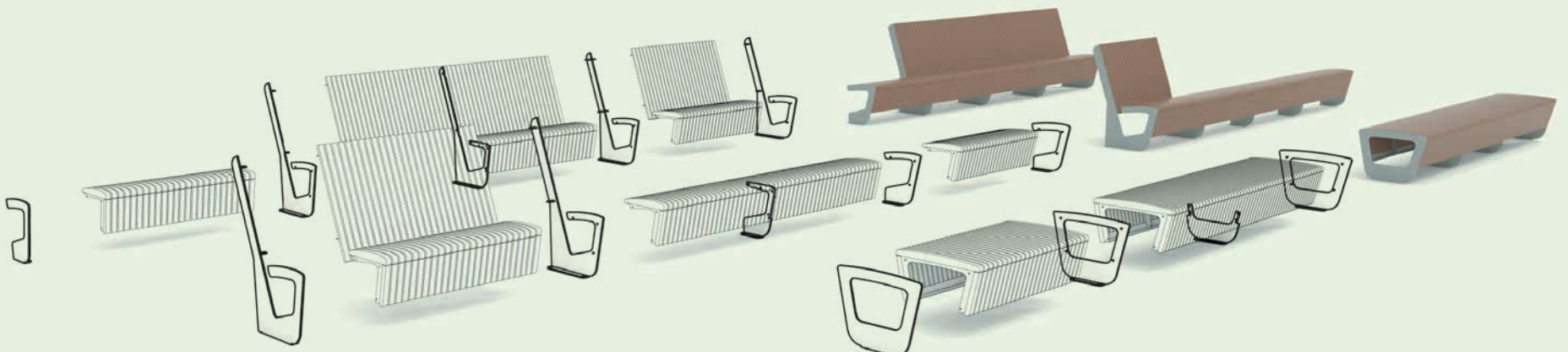
LPC150r
LPC150t



LPC150-a-r
LPC150-a-t




LPC150-e-r
LPC150-e-t



LIMPIDO

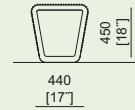
Galvanized steel rounds treated with powder coating. Surface mounted.



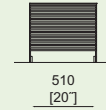
LLP205 / 226

Park bench


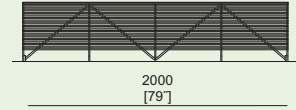
steel structure, seat made of steel rounds



LLP205



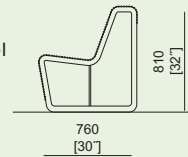
LLP226



LLP235 / 256

Park bench with backrest


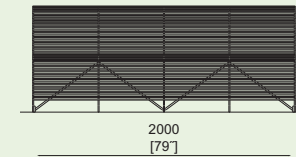
steel structure, seat and backrest made of steel rounds



LLP235



LLP256




MANTA

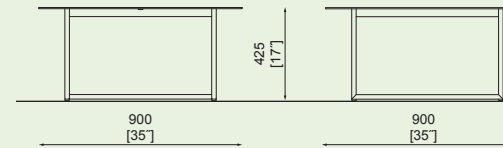

Subtle but durable structure made of galvanized steel is supporting bent aluminum sheet or plywood with oak decor. All parts are treated with durable powder coating. Free standing or surface mounted versions.


MNT110 / 150 / 170 / 190 / 210 / 250 / 270 / 290

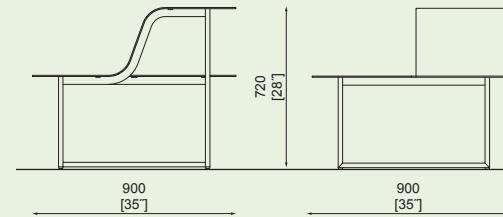
Seating unit


steel structure, aluminum seat / backrest / armrest / plywood with oak decor

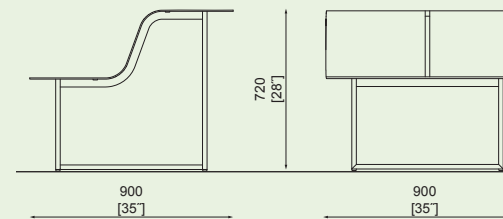
MNT110 
MNT210




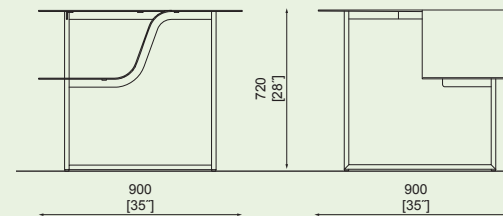
MNT170 
MNT270



MNT150 
MNT250



MNT190 
MNT290





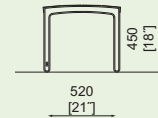
Mielon → 386

Legs made of recycled and fully recyclable cast aluminum, seat and backrests are made of wooden boards, optional armrests are made of cast aluminum. Surface mounted.


LME111

Park bench

cast aluminum structure, seat made of wooden boards



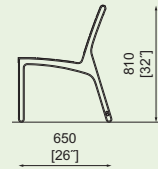
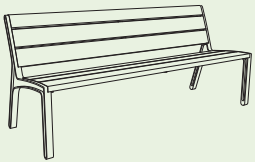
LME111t
LME111twj
LME111y



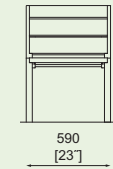
LME151 / 152

Park bench with backrest


cast aluminum structure, seat and backrest made of wooden boards



LME152t
LME152twj
LME152y



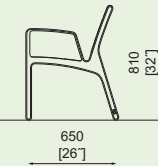

LME151t
LME151twj
LME151y



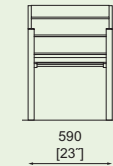
LME156 / 157

Park bench with backrest and armrests


cast aluminum structure, seat and backrest made of wooden boards



LME157t
LME157twj
LME157y



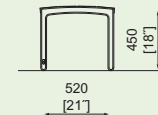
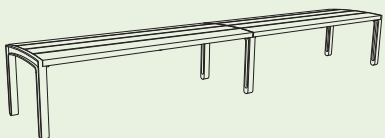
LME156t
LME156twj
LME156y



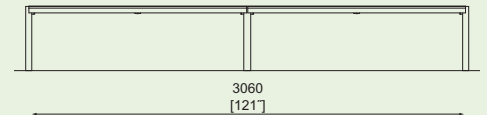
LME113

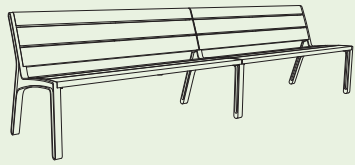
Double park bench

cast aluminum structure, seat made of wooden boards



LME113t
LME113twj
LME113y

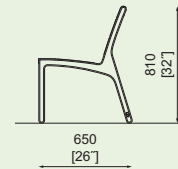




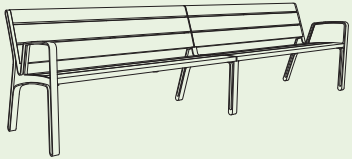
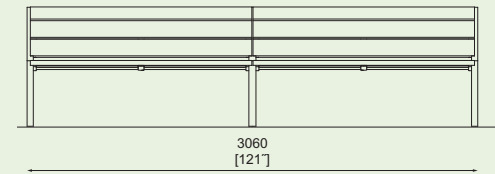
LME153

Double park bench with backrest

cast aluminum structure, seat and backrest made of wooden boards



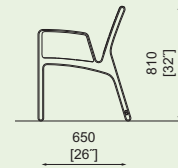
LME153t
LME153twj
LME153y



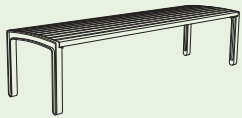
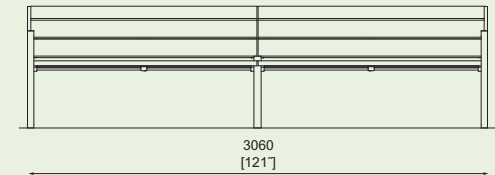
LME158

Double park bench with backrest and armrests

cast aluminum structure, seat and backrest made of wooden boards



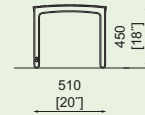
LME158t
LME158twj
LME158y





LME711

Park bench

cast aluminum structure, seat made of wooden slats



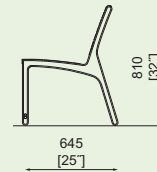
LME711r
LME711t
LME711twj



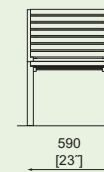
LME751 / 752

Park bench with backrest



cast aluminum structure, seat made of wooden slats



LME752r
LME752t
LME752twj



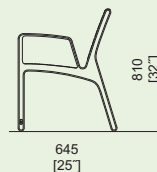
LME751r
LME751t
LME751twj



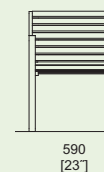
LME756 / 757

Park bench with backrest and armrest


cast aluminum structure, seat made of wooden slats



LME757r
LME757t
LME757twj




LME756r
LME756t
LME756twj



MORSE

Galvanized steel structure surface treated with powder coating. Round or oval seats attached to a straight or curved profile. Depending on the type of legs, you can choose a version anchored to the pavement or below. It also offers the possibility of free placement, with adjustable legs for uneven surfaces.





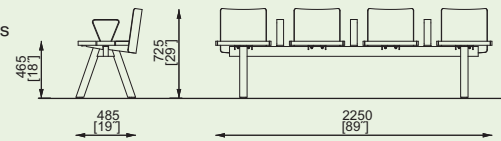

MORSE



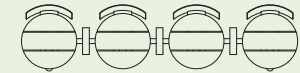
MRE1151

Modular straight park bench

steel structure, seats made of wooden boards, steel armrests, and steel backrests



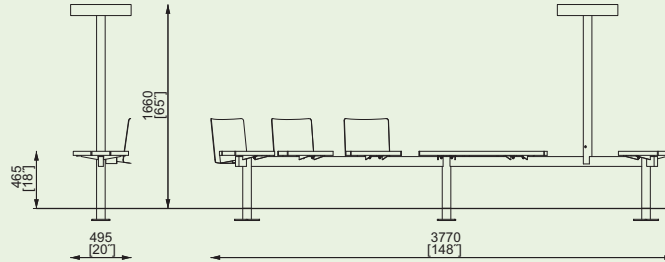
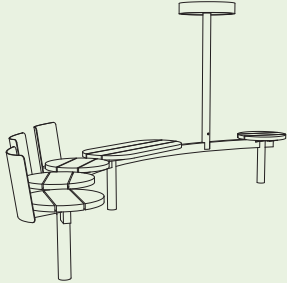
MRE1151t
MRE1151twj



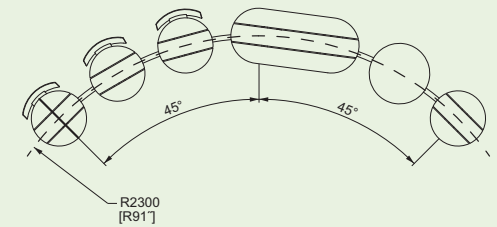
MRE221-80

Modular curved park bench

steel structure, seats made of wooden boards, steel backrests, LED lighting



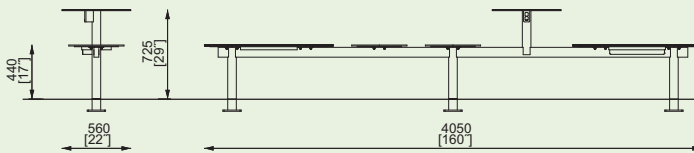

MRE221-80t
MRE221-80twj



MRE421-10u

Modular straight park bench

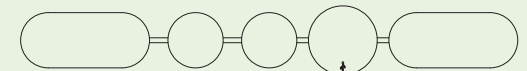
steel structure, seats made of HPL, steel integrated table / with USB charging - optional graphical design



MRE421-10
MRE421-10u



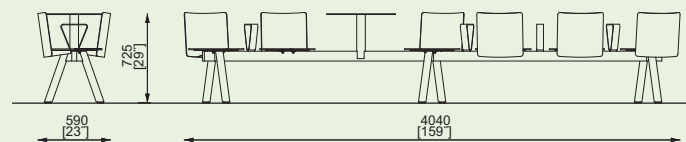
MRE421-10c
MRE421-10cu



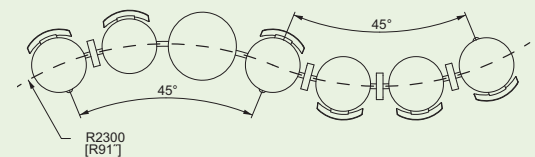
MRE5221-10

Modular curved park bench

steel structure, seats made of HPL, steel integrated table - optional graphical print



MRE5221-10
MRE5221-10c

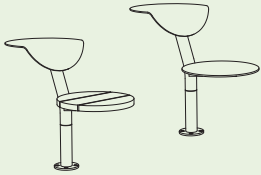




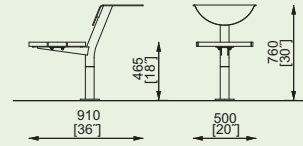
MRE-S112/S412 / MRE-R112/R412

Swivel park chair

steel structure, seat made of wooden boards /
HPL, swivel mechanism
- optional HPL digital print



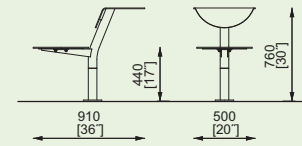
MRE-S112t
MRE-S112twj



MRE-R412t
MRE-R412twj




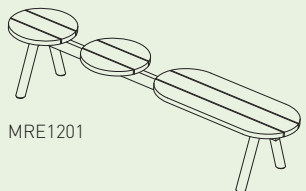
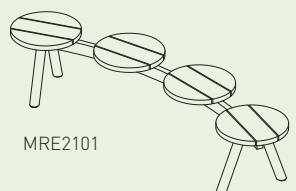
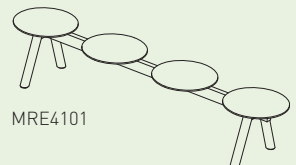
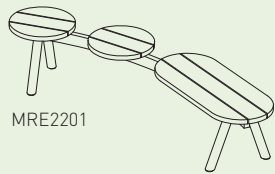
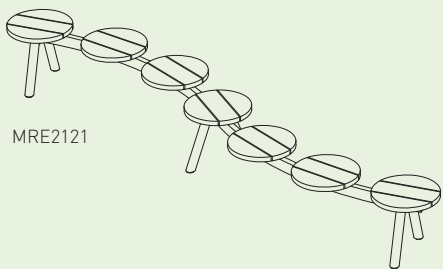
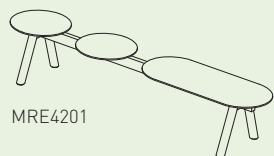
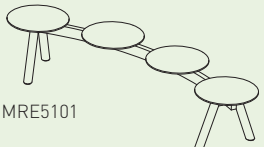
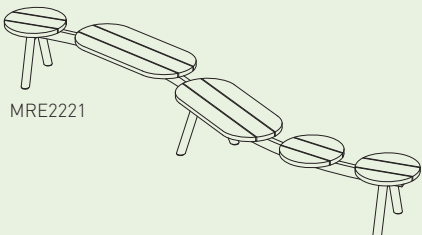
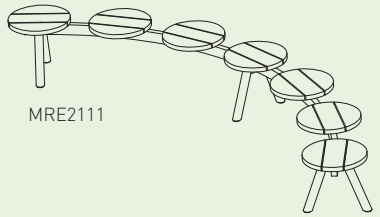
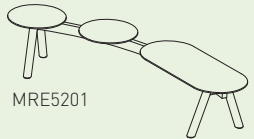
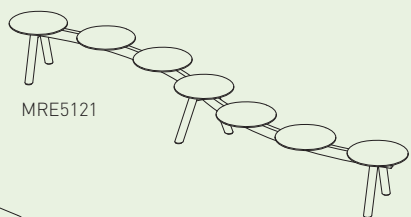
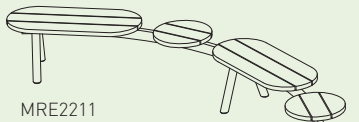
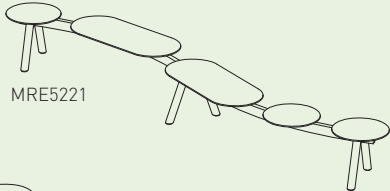
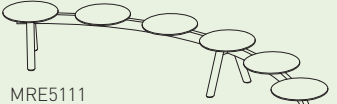
MRE-S112
MRE-S112c



MRE-R412
MRE-R412c




MORSE

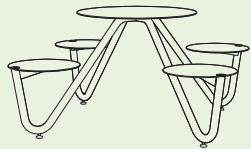




ORBIT

The fully galvanized steel structure can be stacked during transport, contains seats and a tabletop made of aluminum sheets or high-pressure laminate (HPL). Adjustable stainless-steel feet level the table on uneven surfaces and can be replaced by bolts for surface anchoring.

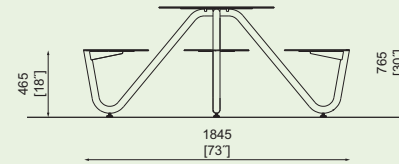






 
LOB240/440

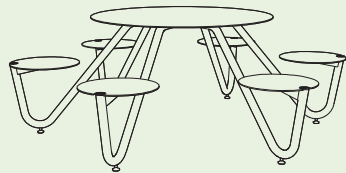
Picnic table

steel structure, seats and table top
 made of aluminum / HPL



LOB240

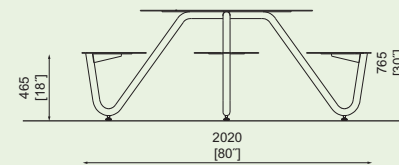
LOB440 
 LOB440c 





  
LOB260/460

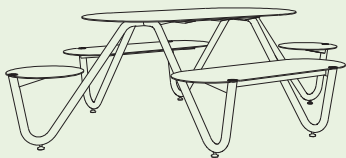
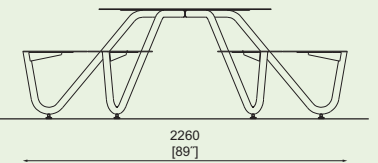
Picnic table



steel structure, seats and table top
 made of aluminum / HPL



LOB260

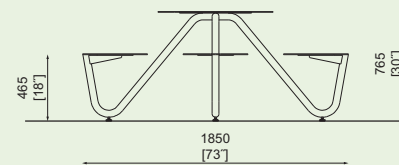
LOB460 
 LOB460c 




 
LOB280/480

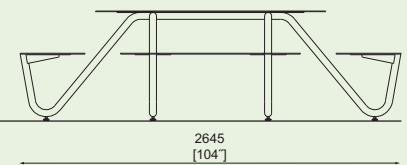
Picnic table

steel structure, seats and table top
 made of aluminum / HPL



LOB280

LOB480 
 LOB480c 




PIXEL

WOODPIX®

Galvanized steel structure treated with powder coating. Seat made of wooden slats or steel rounds. The basic version is anchored below the ground; surface mounted is available upon request.



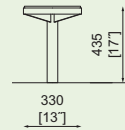




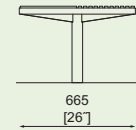
PIX110/120

Seating element

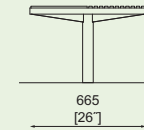
steel structure, seat made of wooden slats or steel rounds



PIX110r
PIX110t
PIX110twj



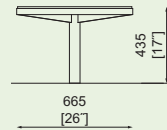
PIX120




PIX210/220

Seating element

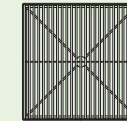
steel structure, seat made of wooden slats or steel rounds



PIX210r
PIX210t
PIX210twj



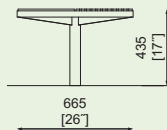
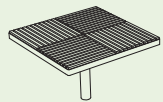
PIX220



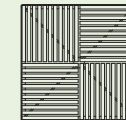
PIX310/320

Seating element

steel structure, seat made of wooden slats or steel rounds



PIX310r
PIX310t
PIX310twj



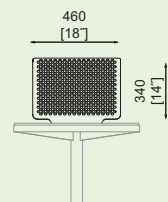
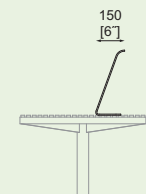
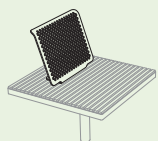
PIX320



PIX25/27

Backrest

steel structure

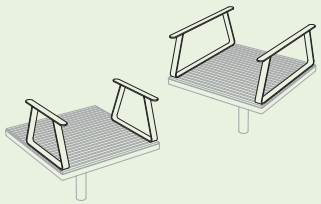


PIX25



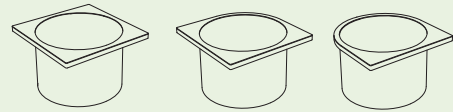
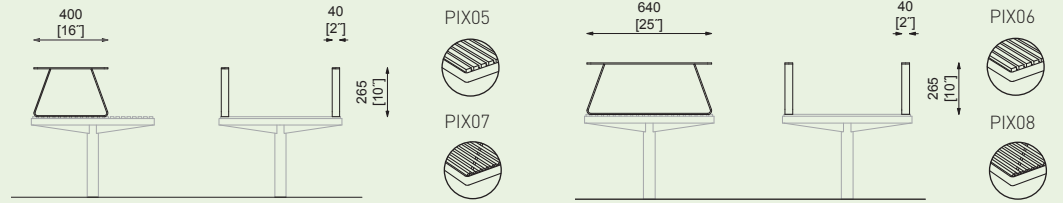
PIX27





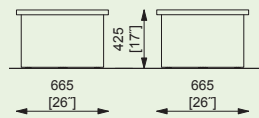
PIX05/06/07/08

Armrests
steel structure


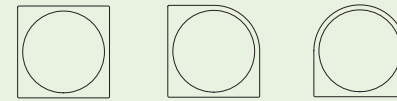


100l 26 gal
PIX41/42/43

Planters
steel structure, 100 l

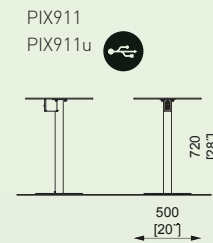
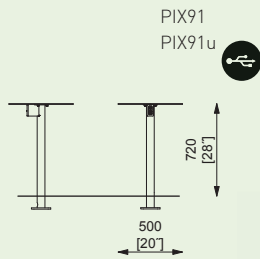


PIX41 PIX42 PIX43

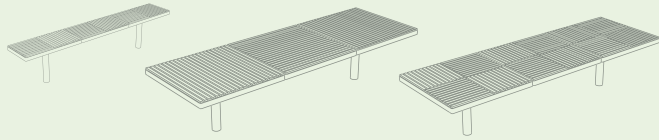


PIX91/911

Table / with USB charger
steel structure



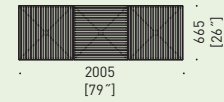
PIXEL




PIX111r
PIX111t
PIX111twj
PIX121



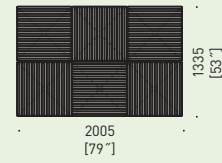
PIX211r
PIX211t
PIX211twj
PIX221



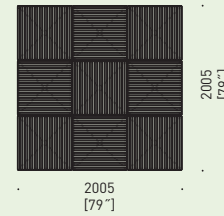
PIX311r
PIX311t
PIX311twj
PIX321



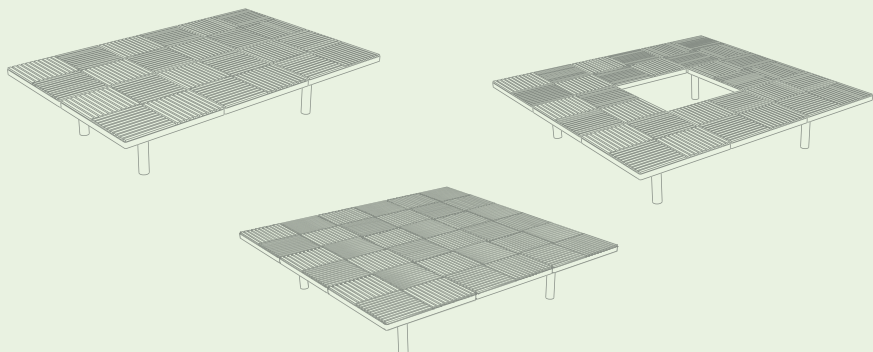
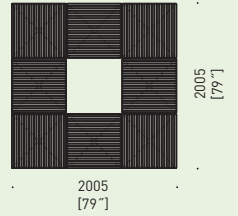
PIX212r
PIX212t
PIX212twj
PIX222



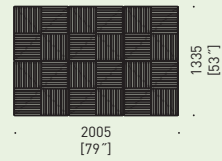
PIX213r
PIX213t
PIX213twj
PIX223



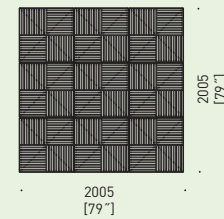
PIX214r
PIX214t
PIX214twj
PIX224



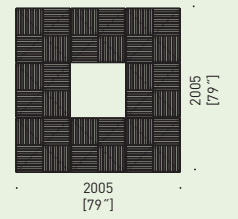
PIX312r
PIX312t
PIX312twj
PIX322

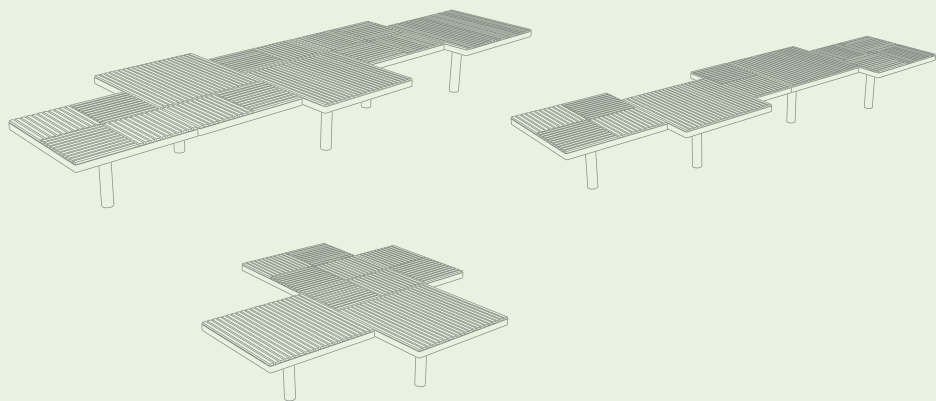


PIX313r
PIX313t
PIX313twj
PIX323

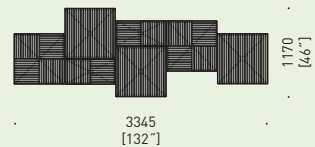


PIX314r
PIX314t
PIX314twj
PIX324

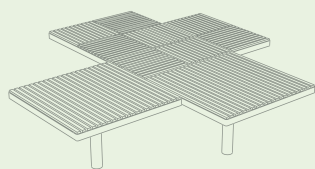
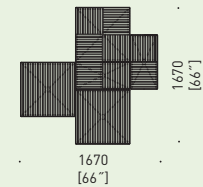




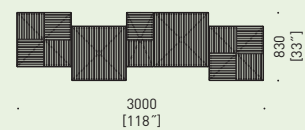
PIX611r
PIX611t
PIX611twj
PIX621



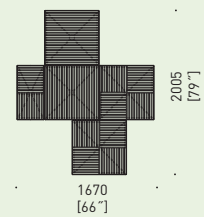
PIX513r
PIX513t
PIX513twj
PIX523



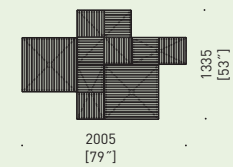
PIX612r
PIX612t
PIX612twj
PIX622



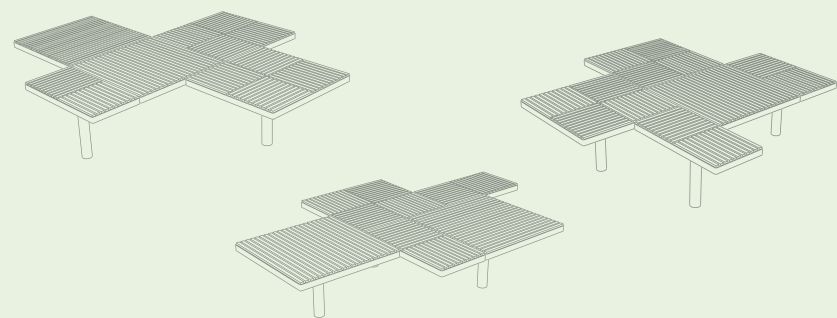
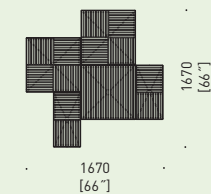
PIX511r
PIX511t
PIX511twj
PIX521



PIX514r
PIX514t
PIX514twj
PIX524



PIX512r
PIX512t
PIX512twj
PIX522



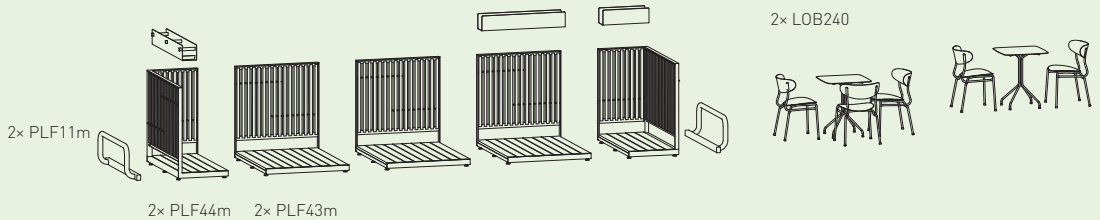
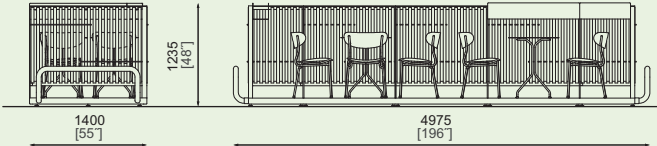
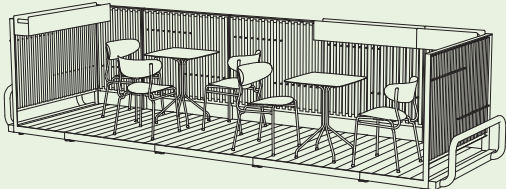
PLATFORM

Galvanized steel structure treated with powder coating. Galvanized bumper with springs, serving as a protective element. Floors and walls have a wooden fill. For ease of access, it can be supplemented with a ramp for wheelchair users.

PLF01

Parklet

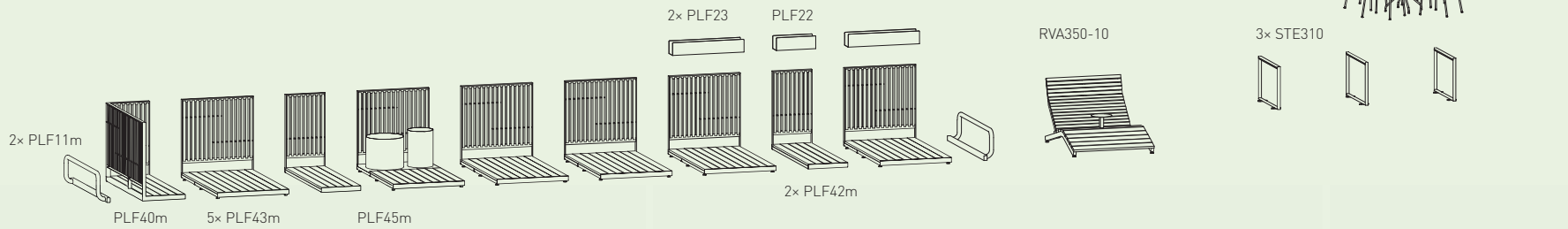
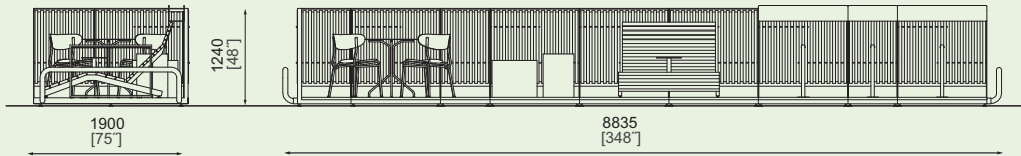
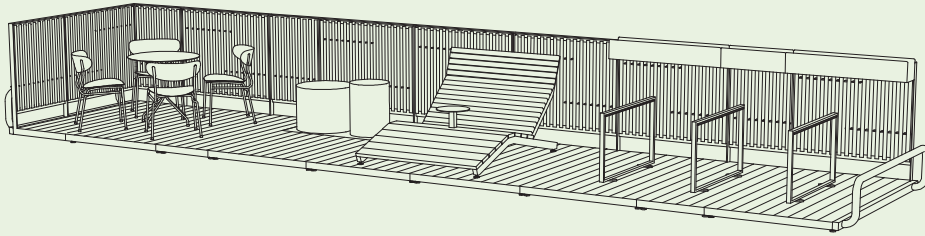
steel structure, floor made of wooden boards, steel guardrail with wooden slats, steel bumper, hanging planter, recommended product combination: Bohém table and chairs




PLF02

Parklet

steel structure, floor made of wooden boards, steel guardrail with wooden slats, steel bumper, hanging planter, recommended product combination: Bohém table and chairs, Polys planter, Rivage lounger, Edgetyre bicycle rack



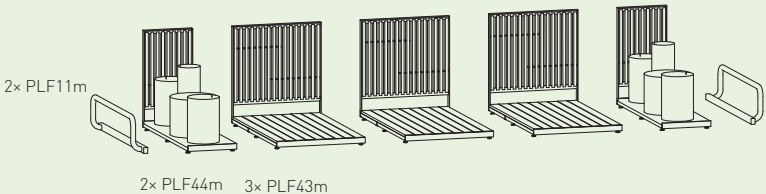
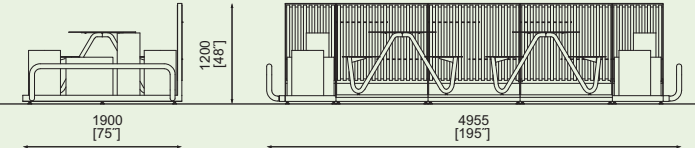
PLATFORM



PLF03


Parklet

steel structure, floor made of wooden boards, steel guardrail with wooden slats, steel bumper, recommended product combination: Orbit seating unit, Polys planter



2x LOB240

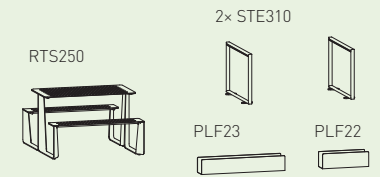

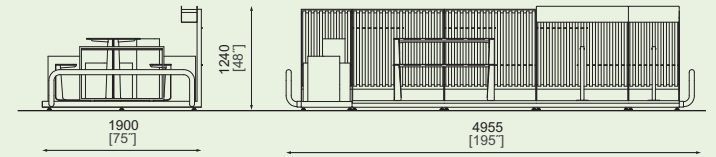





PLF04

Parklet

steel structure, floor made of wooden boards, steel guardrail with wooden slats, steel bumper, hanging planter, recommended product combination: Rautster picnic table, Edgetyre bicycle rack



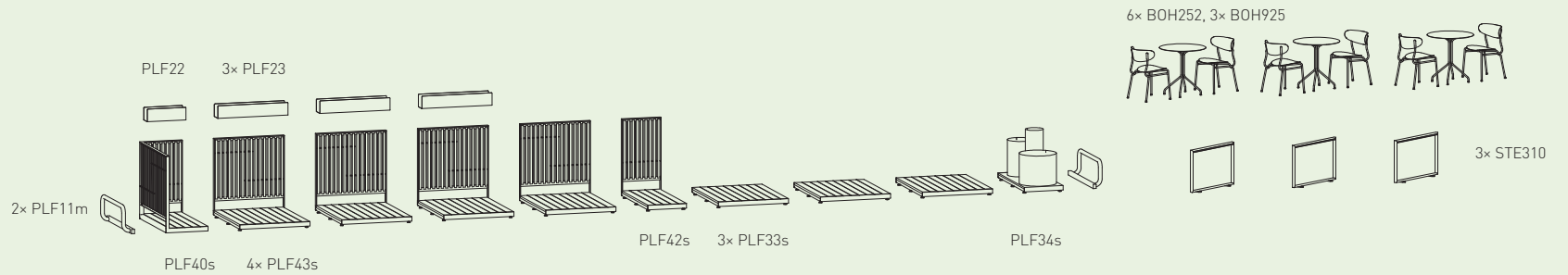
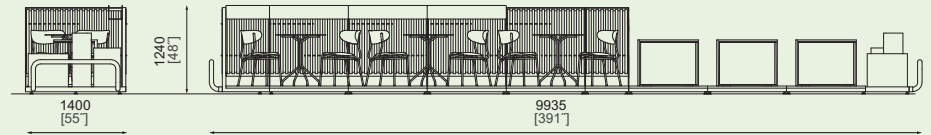
PLATFORM




PLF05

Parklet

steel structure, floor made of wooden boards, steel guardrail with wooden slats, steel bumper, hanging planter, recommended product combination: Bohém table and chairs, Polys planter, Edgetyre bicycle rack

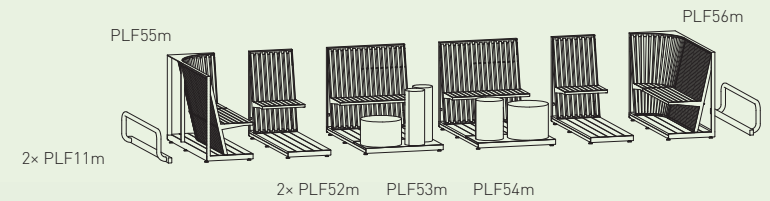
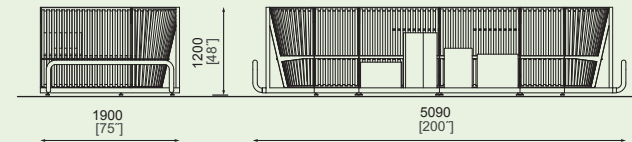




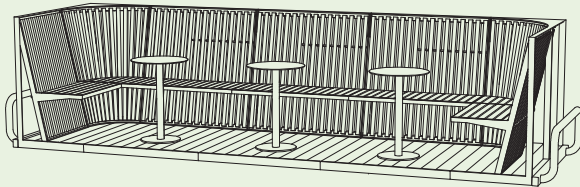
PLF06

Parklet

steel structure, floor made of wooden boards,
 steel guardrail with wooden slats and bench,
 steel bumper, combination of recommended products:
 Polys planter




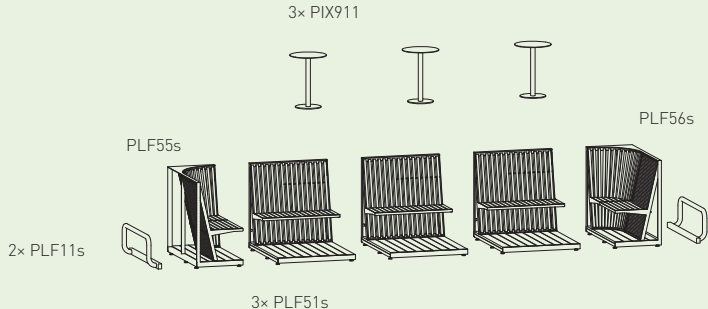
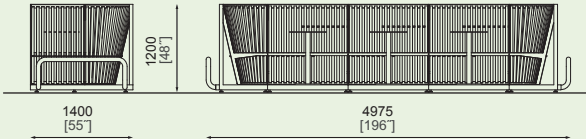
PLATFORM

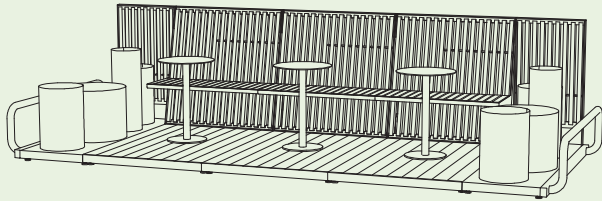


PLF07

Parklet

steel structure, floor made of wooden boards, steel guardrail with wooden slats and bench, steel bumper, combination of recommended products: Pixel table


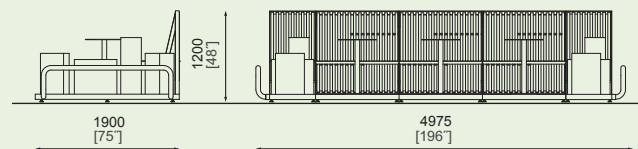




PLF08

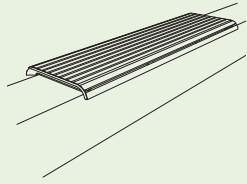
Parklet

steel structure, floor made of wooden boards, steel guardrail with wooden slats and bench, steel bumper, combination of recommended products: Pixel table, Polys planter



PORT

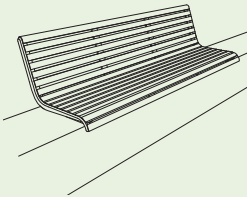
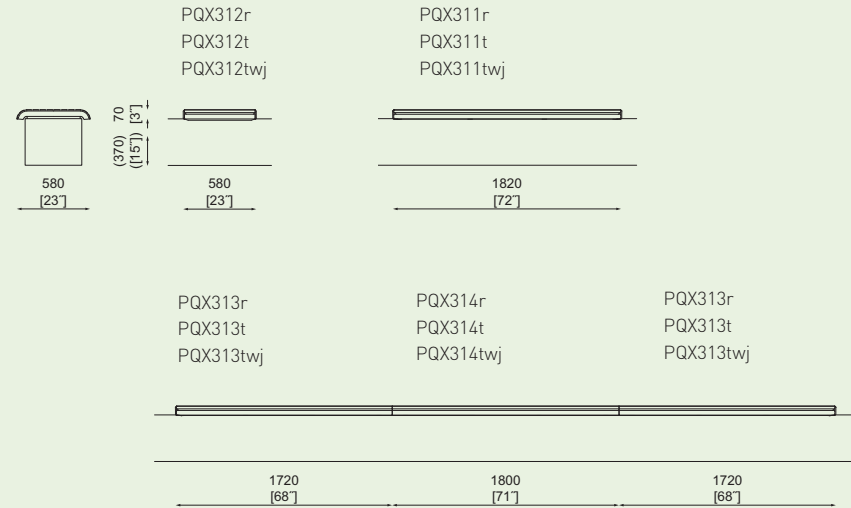
Sides made of recycled and fully recyclable cast aluminum, anchoring brackets are made of galvanized steel treated with powder coating. Version with backrest can be supplied with cast aluminum armrests.



PQX311/312/313/314

Wall-mounted bench

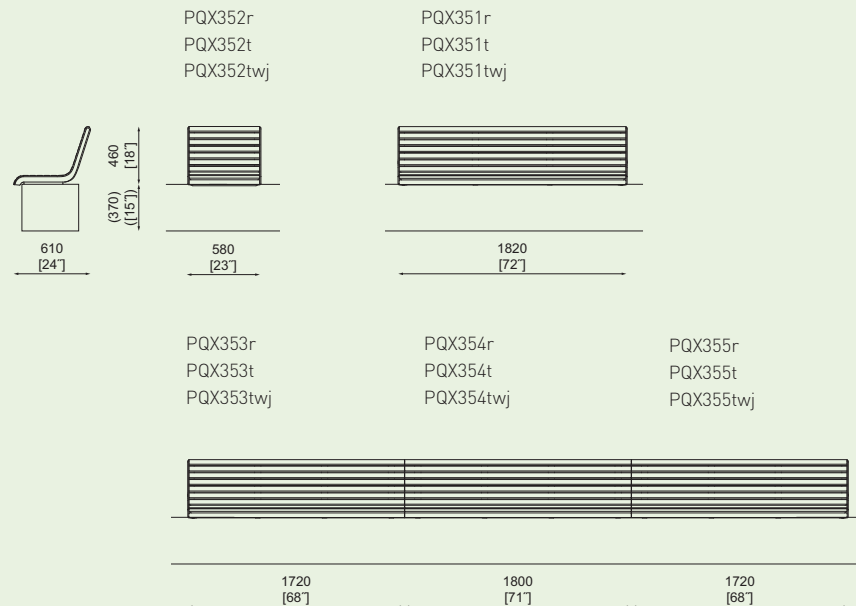
cast aluminum structure,
seat made of wooden slats

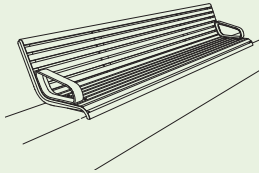


PQX351/352/353/354/355

Wall-mounted bench with backrest

cast aluminum structure,
seat and backrest made of wooden slats





PQX356 / 357

Wall-mounted bench with backrest and armrests


cast aluminum structure, seat and backrest made of wooden slats



PQX-S152 / S153 / PQX-R152 / R153

Swivel park bench with backrest

cast aluminum structure, steel frame and legs, seat and backrest made of wooden slats, swivel mechanism



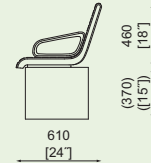
PQX-S157 / S158 / PQX-R157 / R158

Swivel park bench with backrest and armrest


cast aluminum structure, steel frame and legs, seat and backrest made of wooden slats, swivel mechanism



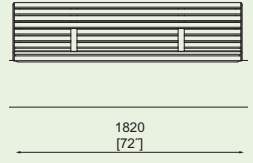
PQX357r
PQX357t
PQX357twj



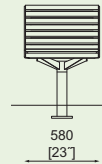
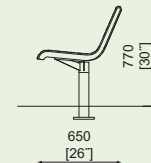
PQX356-02r
PQX356-02t
PQX356-02twj



PQX356-03r
PQX356-03t
PQX356-03twj

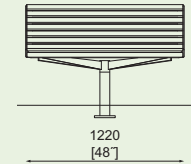


PQX-S152r
PQX-S152t
PQX-S152twj



PQX-R152r
PQX-R152t
PQX-R152twj

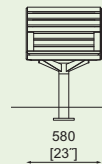
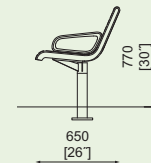
PQX-S153r
PQX-S153t
PQX-S153twj



PQX-R153r
PQX-R153t
PQX-R153twj

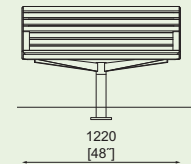


PQX-S157r
PQX-S157t
PQX-S157twj



PQX-S158r
PQX-S158t
PQX-S158twj

PQX-R157r
PQX-R157t
PQX-R157twj



PQX-R158r
PQX-R158t
PQX-R158twj

PORTIQQA

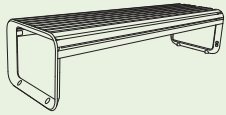
Legs made of recycled and fully recyclable cast aluminum, seat and backrests are made of wooden slats, optional armrests are made of cast aluminum. Surface mounted.



PQA111/112

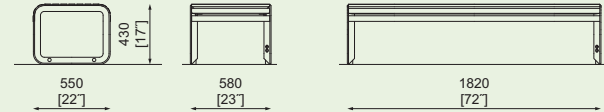
Park bench

cast aluminum structure,
seat made of wooden slats



PQA112r
PQA112t
PQA112twj


PQA111r
PQA111t
PQA111twj



PQA151/152

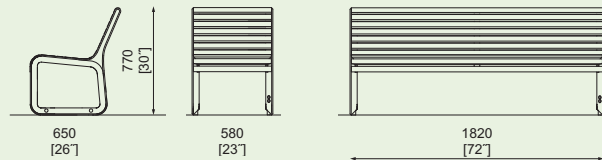
Park bench with backrest

cast aluminum structure,
seat and backrest made of wooden slats



PQA152r
PQA152t
PQA152twj

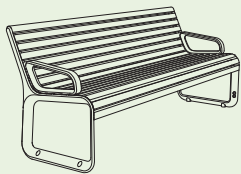
PQA151r
PQA151t
PQA151twj



PQA156/157

Park bench with backrest and armrests


cast aluminum structure,
seat and backrest made of wooden slats



PQA157r
PQA157t
PQA157twj

PQA156-02r
PQA156-02t
PQA156-02twj

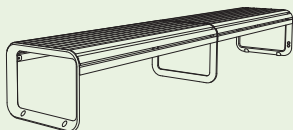
PQA156-03r
PQA156-03t
PQA156-03twj



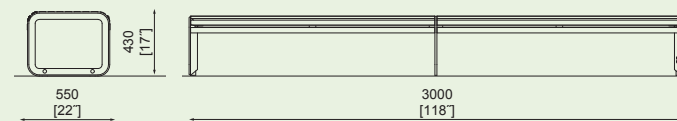
PQA113

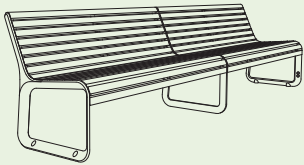
Double park bench

cast aluminum structure, steel central legs,
seat made of wooden slats



PQA113r
PQA113t
PQA113twj

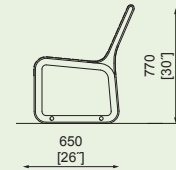




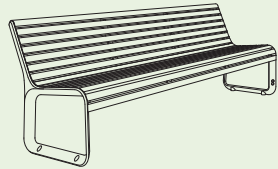
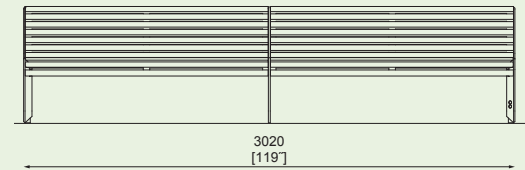
PQA153

Double park bench with backrest

cast aluminum structure, steel central legs,
seat and backrest made of wooden slats



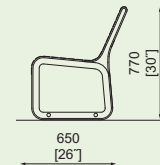
PQA153r
PQA153t
PQA153twj



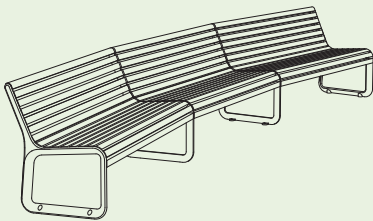

PQA154

Extended park bench with backrest

cast aluminum structure, seat and backrest
made of wooden slats



PQA154r
PQA154t
PQA154twj



PQA173/174/175

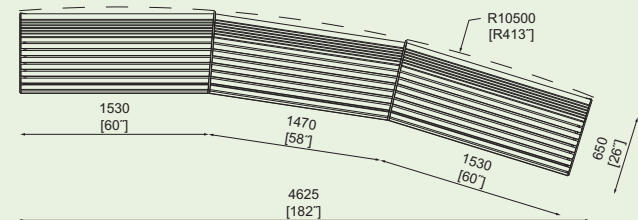
Curved park bench with backrest

structure of aluminum casting, steel central legs,
seat and backrest made of wooden slats

PQA173-a-r
PQA173-a-t
PQA173-a-twj

PQA174-a-r
PQA174-a-t
PQA174-a-twj


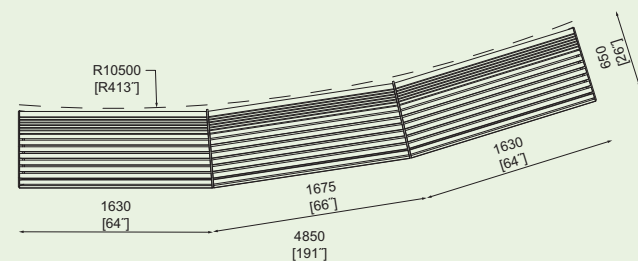
PQA175-a-r
PQA175-a-t
PQA175-a-twj



PQA173-e-r
PQA173-e-t
PQA173-e-twj

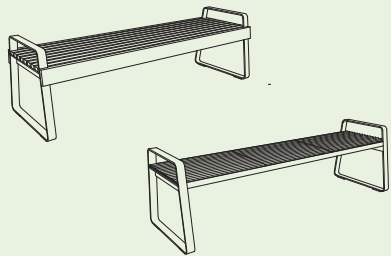
PQA174-e-r
PQA174-e-t
PQA174-e-twj

PQA175-e-r
PQA175-e-t
PQA175-e-twj



PREVA URBANA

Steel galvanized structure treated with powder coating. The seat and backrest are made of wooden slats, steel or stainless-steel rounds. Anchoring on the pavement into a concrete base using threaded rods or freestanding option.



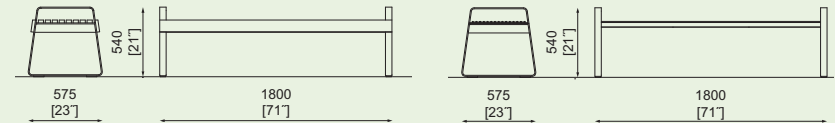
LPU121/221

Park bench

steel structure, seat made of wooden slats/
steel or stainless-steel rounds

LPU121r
LPU121t
LPU121twj

LPU221
LPU221n




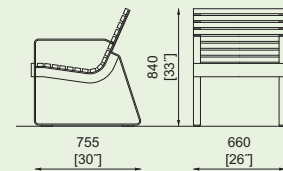

LPU151 / 152

Park bench with backrest and armrests

steel structure, seat and backrest
made of wooden slats

LPU152r
LPU152t
LPU152twj

LPU151r
LPU151t
LPU151twj



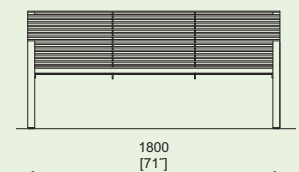
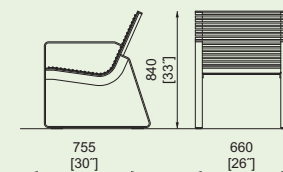

LPU251 / 252

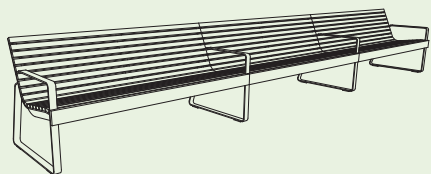
Park bench with backrest and armrests

steel structure, seat and backrest
made of steel or stainless-steel rounds

LPU252
LPU252n

LPU251
LPU251n

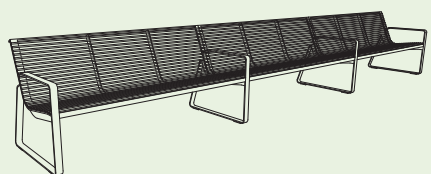
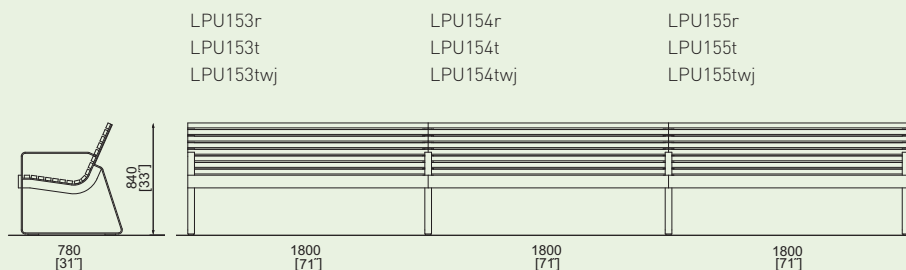




LPU153/154/155

Park bench with backrest and armrests

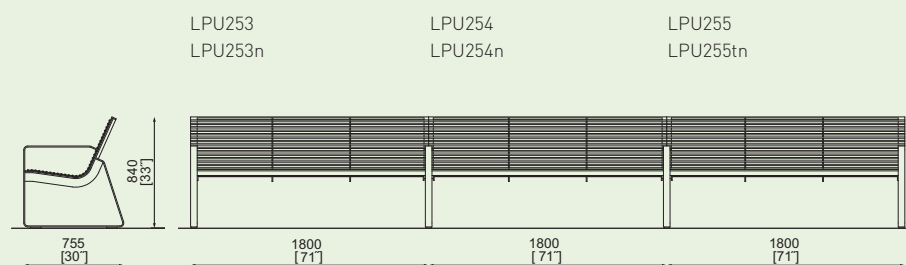
steel structure, seat and backrest made of wooden slats



LPU253/254/255

Park bench with backrest and armrests

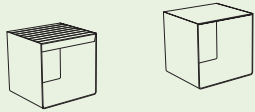
steel structure, seat and backrest made of steel or stainless-steel rounds



RADIUM



Radium → 375



Galvanized steel sheet treated with powder coating. Seat made of steel sheet, wooden slats or HPL. Surface mounted. The speciality is two-tone powder coating of steel base, offered in six color combinations.

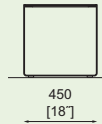
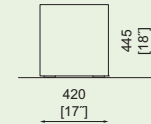
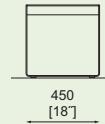
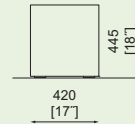
LRA115/450

Stool

steel structure made of bent steel sheet, seat made of wooden slats / HPL seat – a possibility to apply any graphic theme

LRA115r
LRA115t
LRA115twj
LRA115y

LRA450
LRA450c





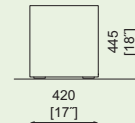
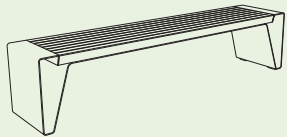
LRA130/131

Park bench

steel structure made of bent steel sheet, seat made of wooden slats

LRA130r
LRA130twj
LRA130t
LRA130y

LRA131r
LRA131twj
LRA131t
LRA131y



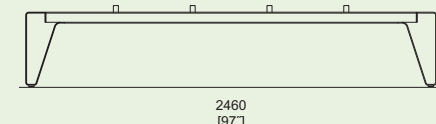
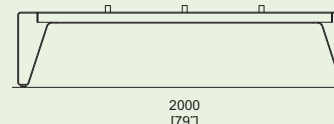
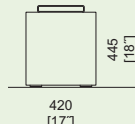
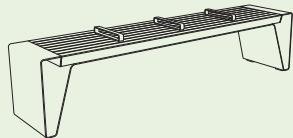
LRA135/136

Park bench with separate seats

steel structure made of bent steel sheet, seat made of wooden slats, with stainless steel components

LRA135r
LRA135twj
LRA135t
LRA135y

LRA136r
LRA136twj
LRA136t
LRA136y





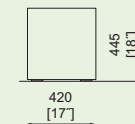
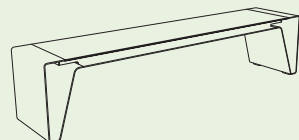
LRA461/466

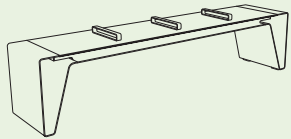
Park bench

steel structure made of bent steel sheet, HPL seat – a possibility to apply any graphic theme

LRA461
LRA461c

LRA466
LRA466c










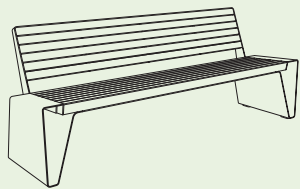
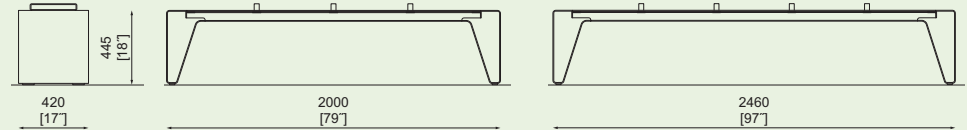
LRA462/467




Park bench with separate seats

steel structure made of bent steel sheet, HPL seat, with stainless-steel components – a possibility to apply any graphic theme

LRA462 
 LRA462c 

LRA467 
 LRA467c 

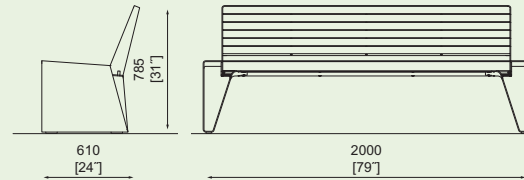








LRA160

Park bench with backrest

steel structure made of bent steel sheet, seat and backrest made of wooden slats



LRA160r
 LRA160t
 LRA160twj
 LRA160y 



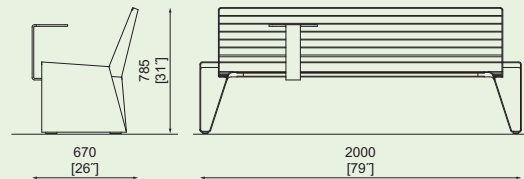





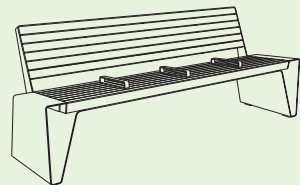
LRA160-10

Park bench with backrest

steel structure made of bent steel sheet, seat and backrest made of wooden slats / integrated table / steel sheet



LRA160-10r
 LRA160-10t
 LRA160-10twj
 LRA160-10y 



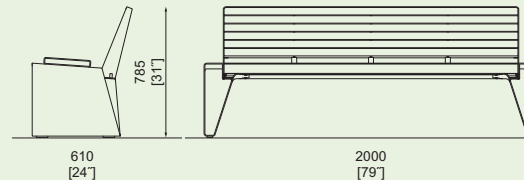





LRA165

Park bench with backrest and separate seats

steel structure made of bent steel sheet, seat and backrest made of wooden slats, with stainless-steel components



LRA165r
 LRA165t
 LRA165twj
 LRA165y 

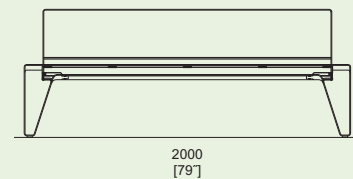
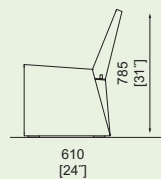
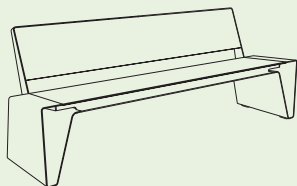
RADIUM



LRA491

Park bench with backrest

steel structure made of bent steel sheet,
seat and backrest made of HPL
– a possibility to apply any graphic theme



LRA491



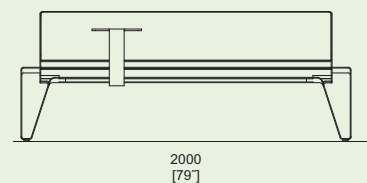
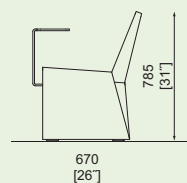
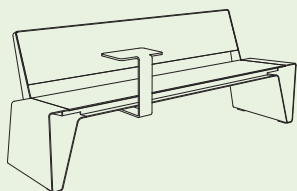
LRA491c



LRA491-10

Park bench with backrest

steel structure made of bent steel sheet,
seat and backrest made of HPL
– a possibility to apply any graphic theme /
integrated table / steel sheet



LRA491-10



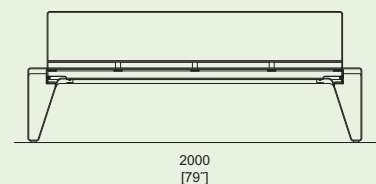
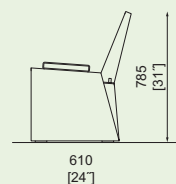
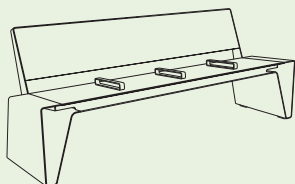
LRA491-10c



LRA492

Park bench with backrest and separate seats

steel structure made of bent steel sheet,
seat and backrest made of HPL,
with stainless-steel components
– a possibility to apply any graphic theme



LRA492



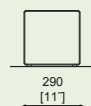
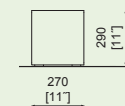
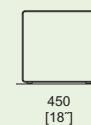
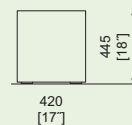
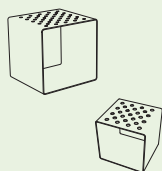
LRA492c



LRA410/415 / LRB410

Stool / Stool for children

steel structure made of bent steel sheet,
seat made of perforated steel sheet,
optionally Citépin plugs



LRA410

LRA415



LRB410

LRB415

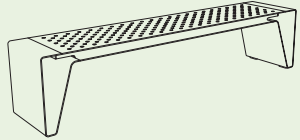




LRA441/442/446/447

Park bench


steel structure made of bent steel sheet,
seat made of perforated steel sheet,
optionally Citépin plugs



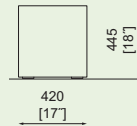


LRA441

LRA442 

LRA446

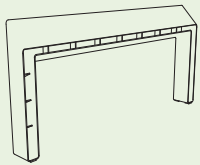
LRA447 



LR520/522

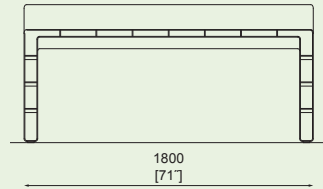
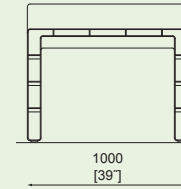
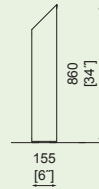
Perch seat

steel structure made of bent steel sheet



LR522


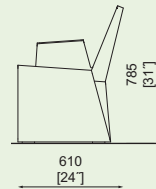
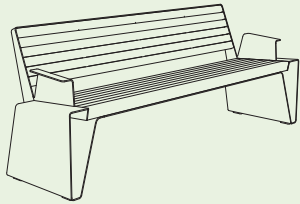
LR520



LRA160-05

Park bench with armrests

steel structure made of bent steel sheet,
seat and backrest made of wooden slats,
steel armrests




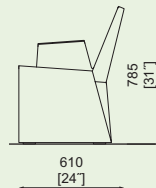
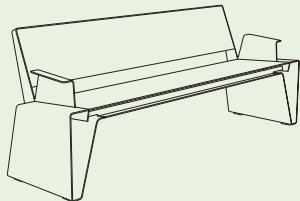
LRA160-05r
LRA160-05t
LRA160-05twj
LRA160-05y





LRA491-05

Park bench with armrests

steel structure made of bent steel sheet,
seat and backrest made of HPL, steel armrests
- a possibility to apply any graphic theme



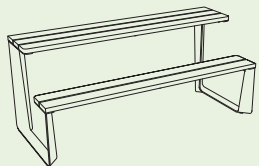
LRA491-05 

LRA491-05c 

RAUTSTER

Steel galvanized structure treated with powder coating. The seat and table are made of wooden boards, perforated steel sheet, steel rounds, or HPL. All materials can also be freely combined. Anchoring to the pavement into a concrete base or without anchoring.

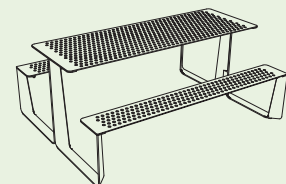
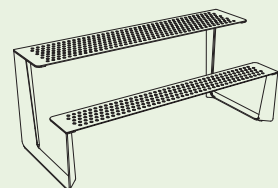
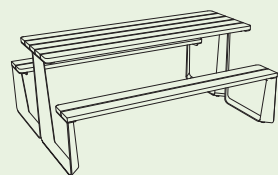




RTS110/111/112/150/151/152

Picnic set

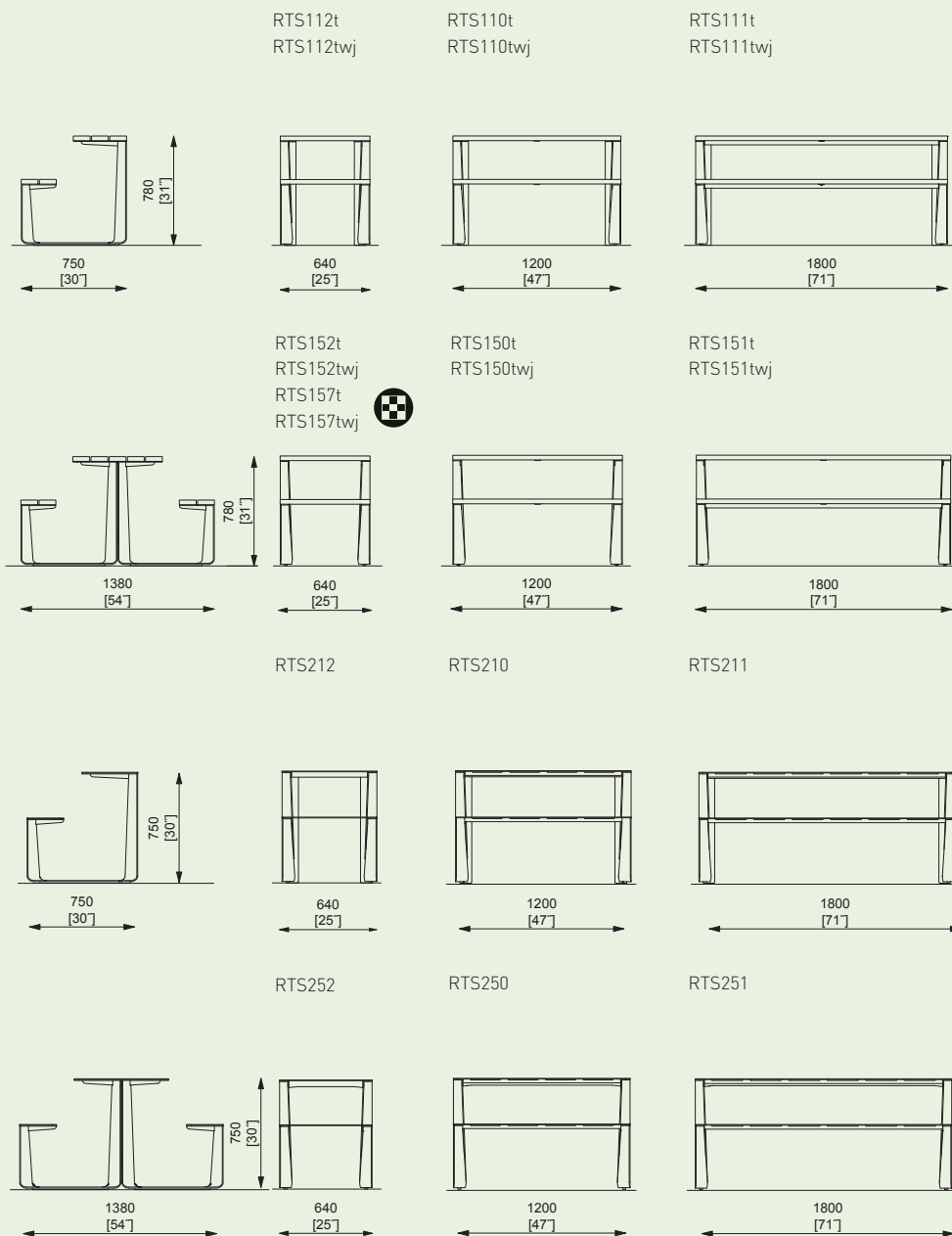
steel structure, wooden boards




RTS210/211/212/250/251/252

Picnic set

steel structure, perforated steel sheet



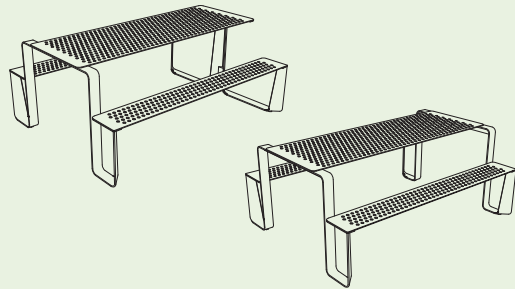
RAUTSTER



RTW151/181

Picnic set

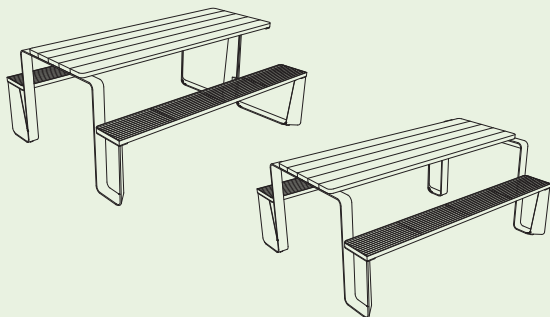
steel structure, wooden boards,
adjusted for wheelchair access



RTW251/281

Picnic set

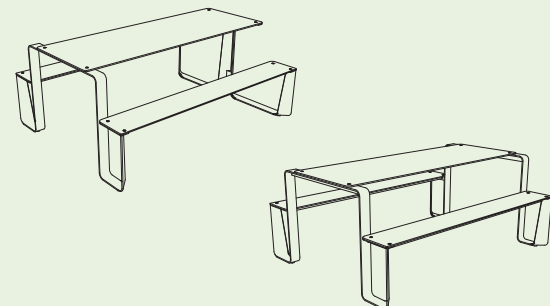
steel structure, perforated steel sheet,
adjusted for wheelchair access



RTW351/381

Picnic set

steel structure, table made of wooden boards,
seats made of steel grid, adjusted for wheelchair access

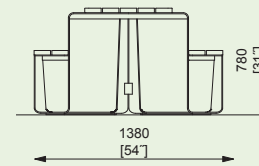


RTW451/481


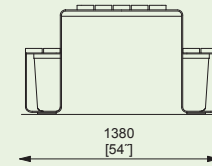
Picnic set

steel structure, HPL, adjusted for wheelchair access
– a possibility to apply any graphic theme

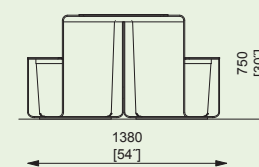
RTW151t
RTW151twj



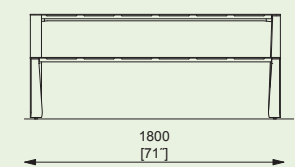
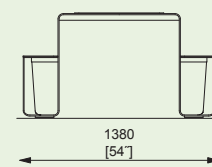
RTW181t
RTW181twj



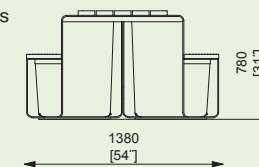
RTW251



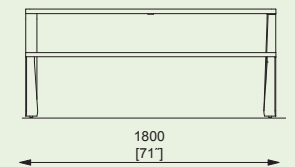
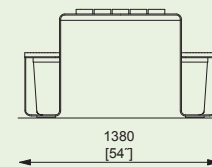
RTW281



RTW351t
RTW351twj



RTW381t
RTW381twj



RTW451



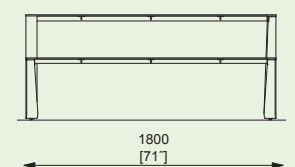
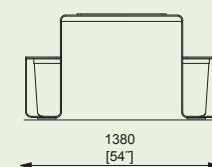
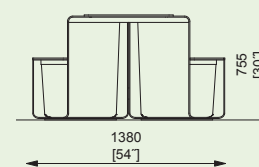
RTW481

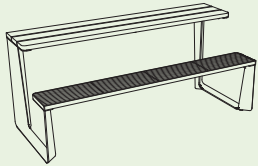


RTW451c



RTW481c

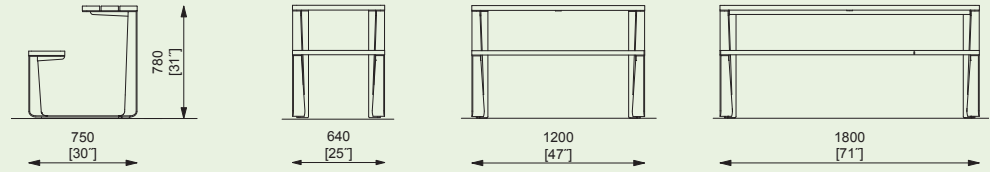




RTS310/311/312/350/351/352

Picnic set

steel structure, table made of wooden boards,
seat made of steel grid



RTS312t
RTS312twj

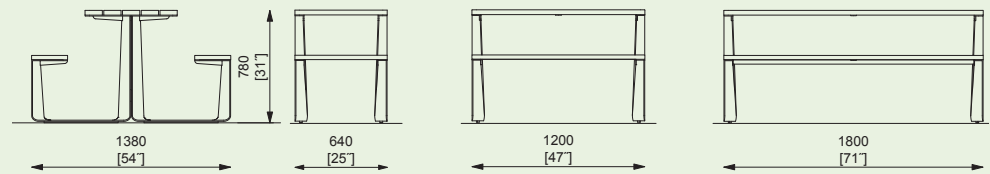
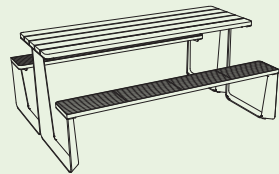
RTS310t
RTS310twj

RTS311t
RTS311twj

RTS352t
RTS352twj

RTS350t
RTS350twj

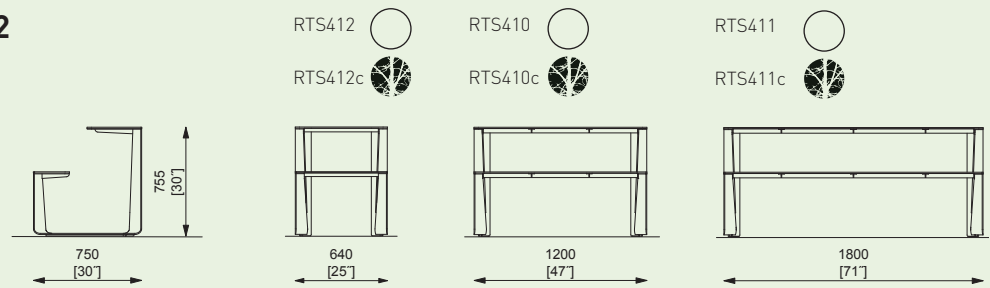
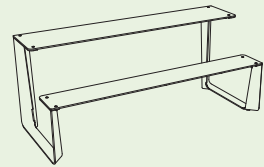
RTS351t
RTS351twj



RTS410/411/412/450/451/452



Picnic set



steel structure, HPL
- a possibility to apply any graphic theme





RTS412 
RTS412c 

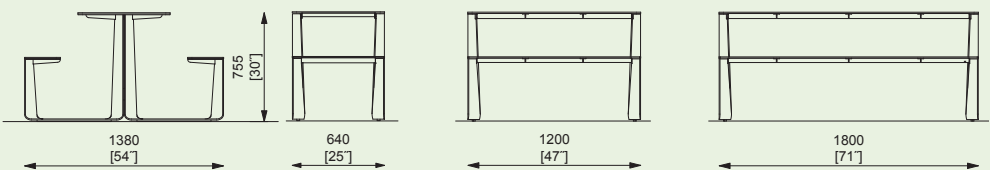
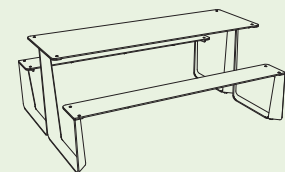
RTS410 
RTS410c 

RTS411 
RTS411c 

RTS452 
RTS452c 


RTS450 
RTS450c 

RTS451 
RTS451c 



REFORMA

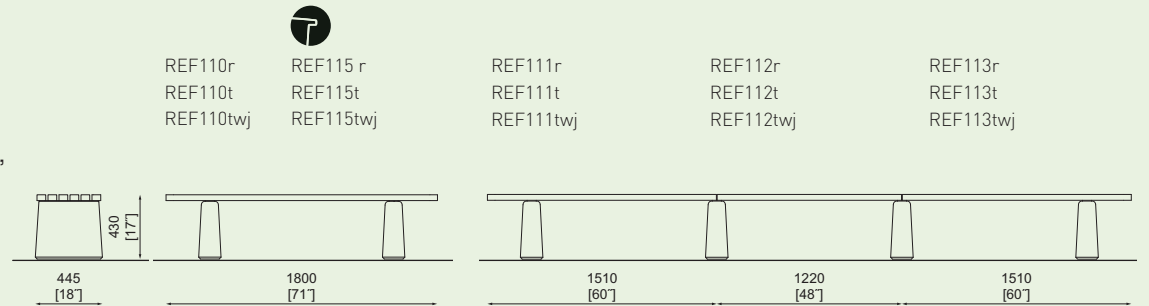
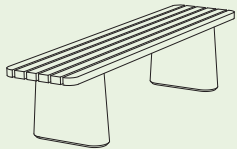
Solid concrete bases in two shades connected by hardwood or thermally modified wooden slats. All auxiliary steel elements are galvanized or stainless-steel. The bench can be surface mounted.



REF110/ 111 / 112 / 113

Park bench

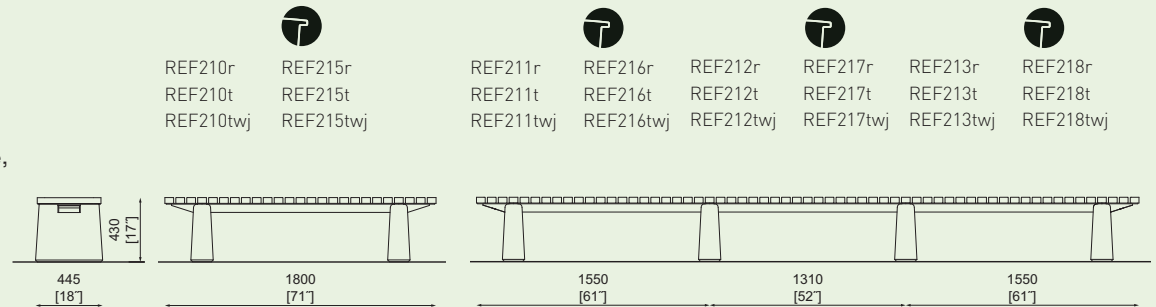
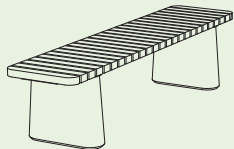
steel structure, legs made of brushed concrete,
seat made of wooden slats



REF210/211 / 212 / 213

Park bench

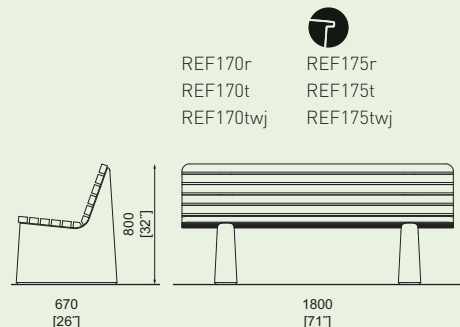
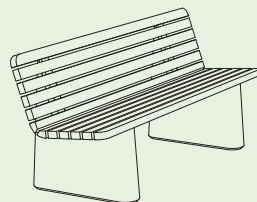
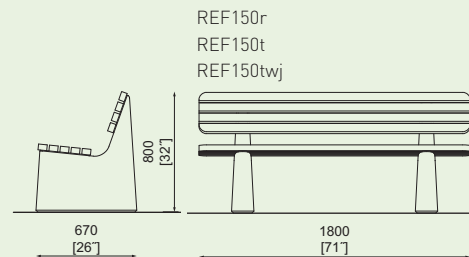
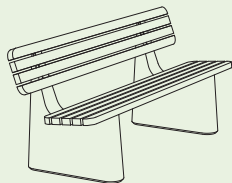
steel structure, legs made of brushed concrete,
seat made of wooden slats



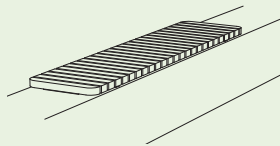
REF150/170

Park bench with backrest

steel structure,
legs made of brushed concrete,
seat made of wooden slats



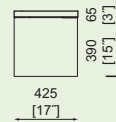
REFORMA



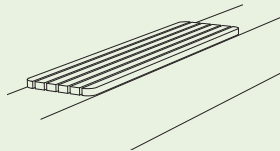
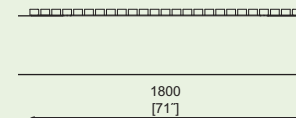
REF410

Wall-mounted park bench

steel structure, seat made of wooden slats



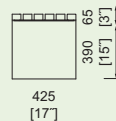
- REF410r
- REF415r
- REF410t
- REF415t
- REF410twj
- REF415twj




REF310/311/312/313

Wall-mounted park bench

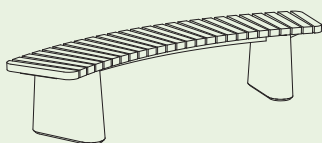

steel structure, seat made of wooden slats



- REF310r
- REF315r
- REF310t
- REF315t
- REF310twj
- REF315twj



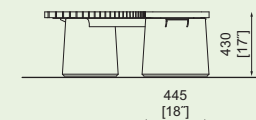
- REF311r
- REF316r
- REF312r
- REF317r
- REF313r
- REF318r
- REF311t
- REF316t
- REF312t
- REF317t
- REF313t
- REF318t
- REF311twj
- REF316twj
- REF312twj
- REF317twj
- REF313twj
- REF318twj



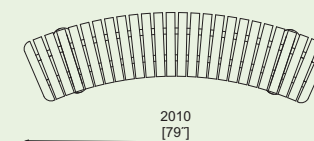
REF610

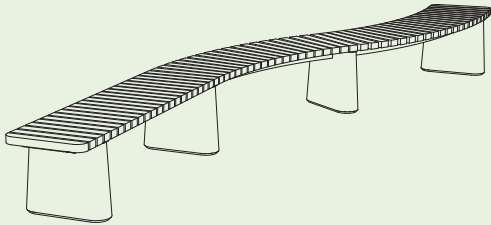
Curved park bench

steel structure, legs made of brushed concrete, seat made of wooden slats



- REF610r
- REF610t
- REF610twj

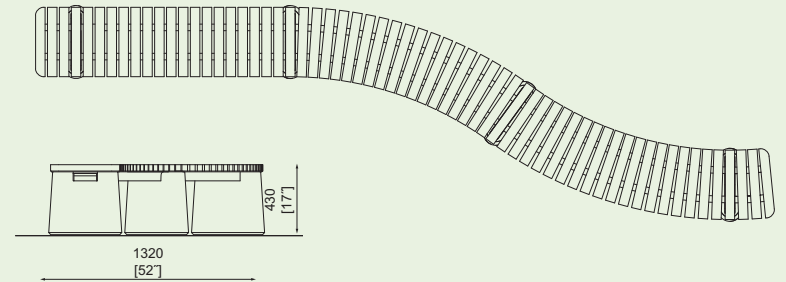




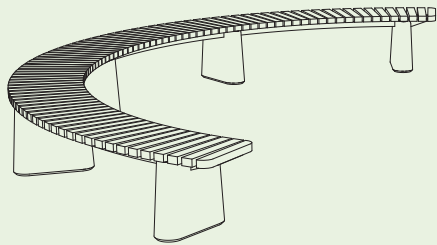
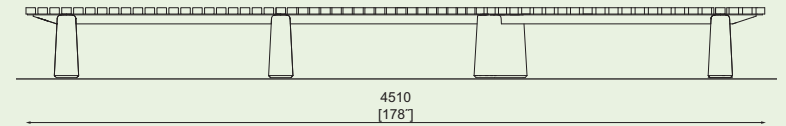
REF211/613/616

Park bench

steel structure, legs made of brushed concrete,
seat made of wooden slats



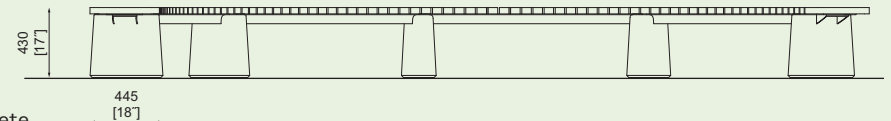
REF211r	REF613r	REF616r
REF211t	REF613t	REF616t
REF211twj	REF613twj	REF616twj



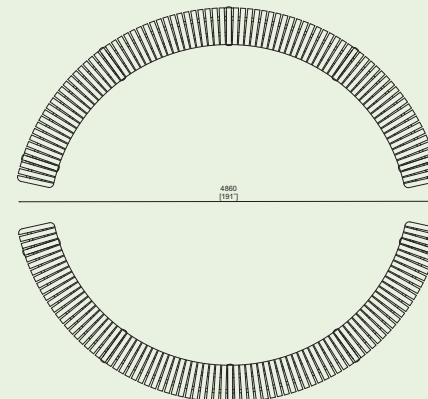

REF611/613/613/615 REF612/614/614/616

Modular kit of curved bench

steel structure, legs made of brushed concrete,
seat made of wooden slats



REF612r / 614r / 614r / 616r
REF612t / 614t / 614t / 616t
REF612twj / 614twj / 614twj / 616twj



REF611r / 613r / 613r / 615r
REF611t / 613t / 613t / 615t
REF611twj / 613twj / 613twj / 615twj

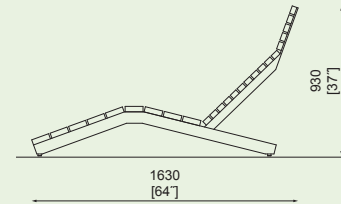
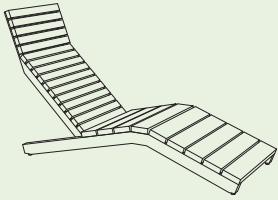
RIVAGE

Steel galvanized structure treated with powder coating. The seat and backrest are made of wooden boards or slats or Resysta. Optionally with a grid made of steel or stainless-steel rounds. The lounger can be anchored or chosen as a freestanding variant with adjustable stainless-steel legs.

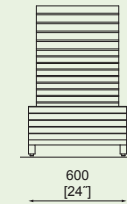
RVA150/150-10/151/151-10

Lounger

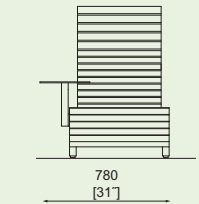
steel structure, wooden boards, integrated steel table – anchored on the pavement / optionally free standing with adjustable stainless-steel legs



RVA150t
RVA150twj
RVA151t
RVA151twj



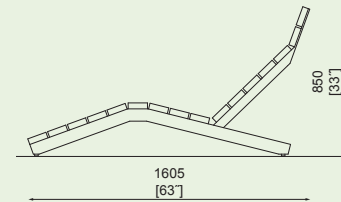
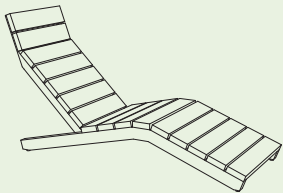
RVA150-10t
RVA150-10twj
RVA151-10t
RVA151-10twj



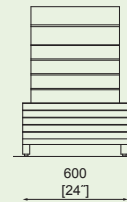
RVA170/170-10/171/171-10

Lounger

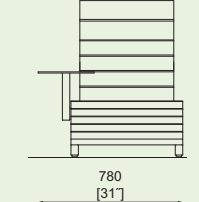
steel structure, resysta boards, integrated steel table – anchored on the pavement / optionally free standing with adjustable stainless-steel legs



RVA170y
RVA171y



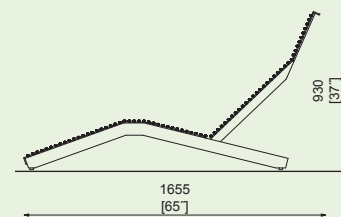
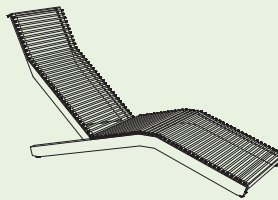
RVA170-10y
RVA171-10y



RVA250/250-10/251/251-10

Lounger

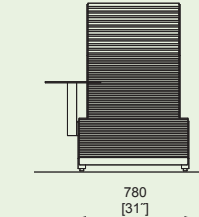
steel structure, steel rounds, integrated steel table anchored on the pavement / optionally free standing with adjustable stainless-steel legs



RVA250
RVA250n
RVA251
RVA251n



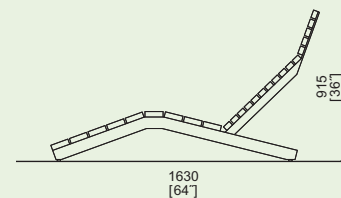
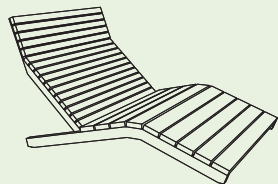
RVA250-10
RVA250-10n
RVA251-10
RVA251-10n



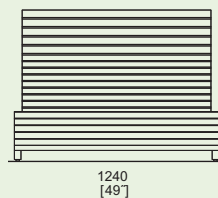
RVA350/350-10/351/351-10

Twin lounger

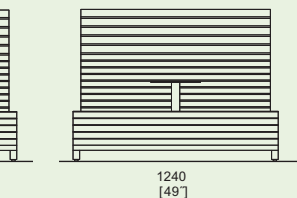
steel structure, wooden boards, integrated steel table – anchored on the pavement / optionally free standing with adjustable stainless-steel legs



RVA350t
RVA350twj
RVA351t
RVA351twj



RVA350-10t
RVA350-10twj
RVA351-10t
RVA351-10twj

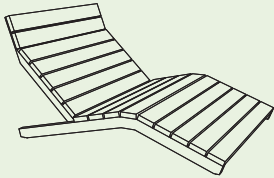




RVA370/370-10/371/371-10

Twin lounger

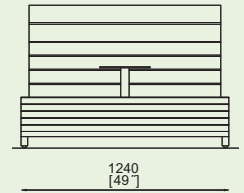
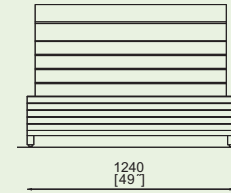
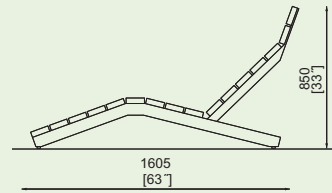
steel structure, resysta boards, integrated steel table
- anchored on the pavement / optionally free standing
with adjustable stainless-steel legs



RVA370t
RVA370twj
RVA371t



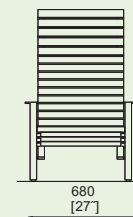
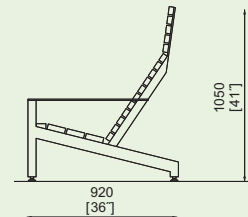

RVA370-10t
RVA370-10twj
RVA371-10t



RVK155/156

Armchair

steel structure, wooden boards, anchored on the
pavement / optionally free standing with adjustable
stainless-steel legs



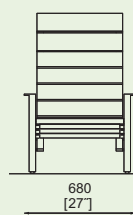
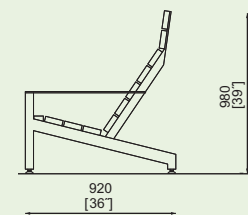

RVK155
RVK156



RVK175/176

Armchair

steel structure, resysta boards, anchored on the
pavement / optionally free standing with adjustable
stainless-steel legs

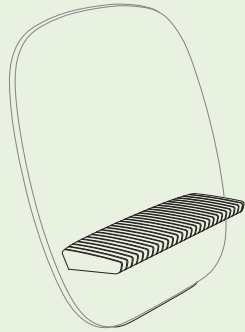


RVK175
RVK176



SATELLITE

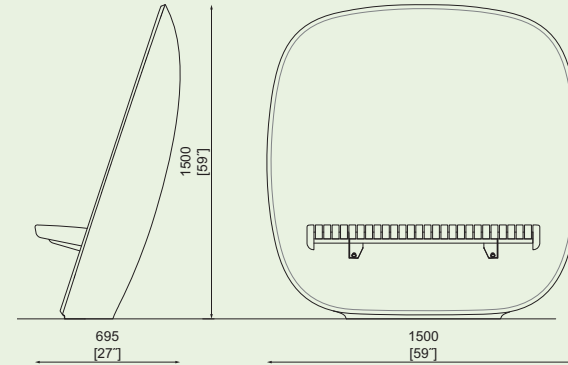
Concave body of large backrest is made of concrete and is invisibly anchored below the ground. A cantilever seat is made of wooden slats supported by galvanized steel structure treated with powder coating.



SAT110

Park bench

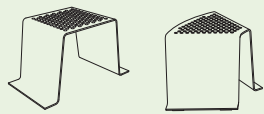
backrest made of concrete, seat made of wooden slats / optionally with LED lighting



SAT110r
SAT110t
SAT110twj

SINUS

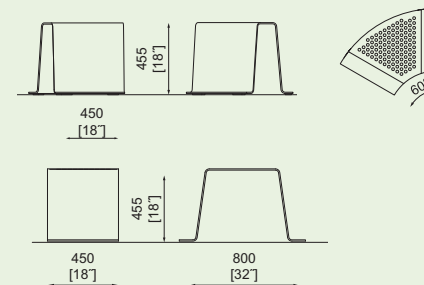
Galvanized steel sheet treated with powder coating. Surface mounted.





LSN110/115/210/215

Stool/Seating components

steel structure, seat made of perforated steel sheet, optionally Citépin plugs




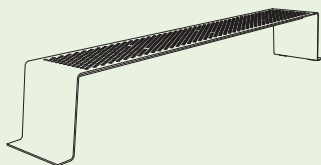
LSN110
LSN115 


LSN210
LSN215 

LSN130/135

Park bench

steel structure, seat made of perforated steel sheet, optionally Citépin plugs



LSN130
LSN135 

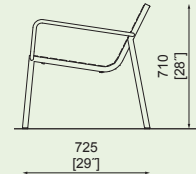

STACK

Lightweight galvanized steel structure treated with powder coating, seats made of wooden slats or steel rounds, tabletops and the stools can be fitted with HPL. Free standing or surface mounted versions.

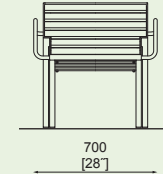
STC155/157

Sofa with backrest and armrests

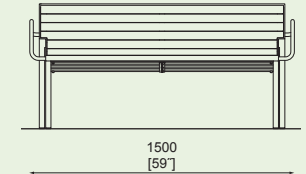
steel structure, seat and backrest made of wooden slats



STC157r
STC157t
STC157twj



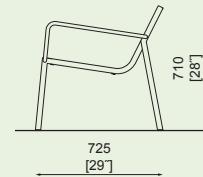
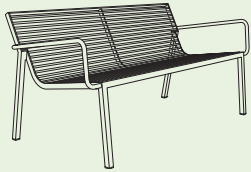
STC155r
STC155t
STC155twj



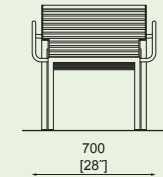
STC255/257

Sofa with backrest and armrests

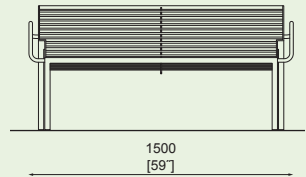
steel structure, seat and backrest made of steel rounds



STC257



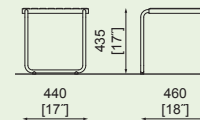
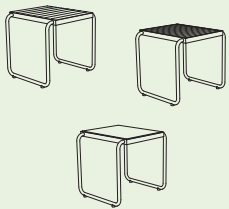
STC255



STC112/212/412

Stool

steel structure, seat made of wooden slats / steel rounds / HPL
– a possibility to apply any graphic theme





STC112r
STC112t
STC112twj



STC212



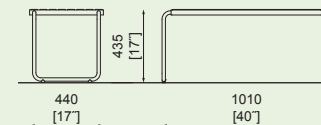
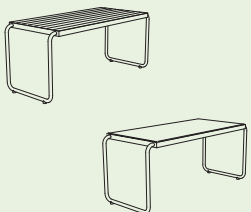
STC412 
STC412c 




STC110/410



Table

steel structure, top made of wooden slats / HPL
– a possibility to apply any graphic theme



STC110r
STC110t
STC110twj



STC410 
STC410c 



TABLY

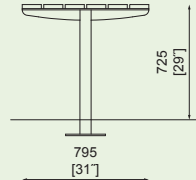
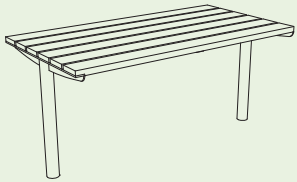
Galvanized steel structure treated powder coating. Tabletop made of wooden boards or slats or steel rounds. Anchored under the ground.



TBL101/102

Rectangular table


steel structure, wooden boards



TBL101t

TBL101twj

TBL101y



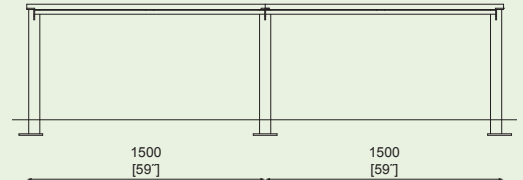
TBL102t

TBL102twj

TBL102y



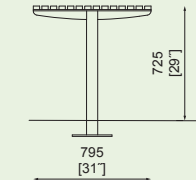

RECOMMENDED



TBL111

Rectangular table

steel structure, wooden slats

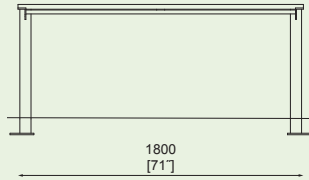


TBL111r

TBL111t

TBL111twj

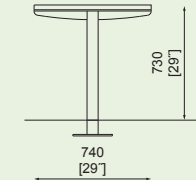

RECOMMENDED



TBL121

Rectangular table


steel structure, steel tabletop



TBL121

TBL121n

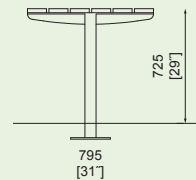
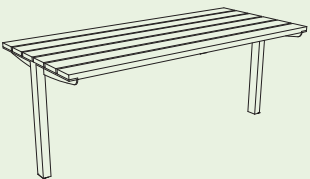
RECOMMENDED



TBL401

Rectangular table

steel structure, wooden boards




TBL401t

TBL401twj

TBL401y



RECOMMENDED






TBL411

Rectangular table


steel structure, wooden slats



TBL421

Rectangular table

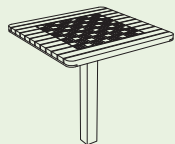
steel structure, steel tabletop



TCH410/415


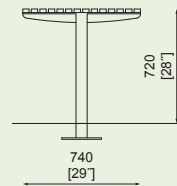
Square table

steel structure, wooden slats /
optionally table top with laser-engraved
chess motive



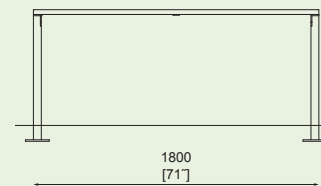
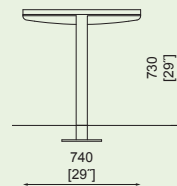
TBL411r
TBL411t
TBL411twj

RECOMMENDED



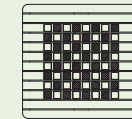
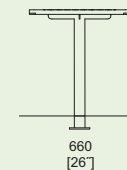
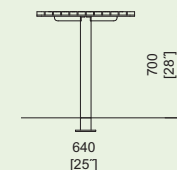
TBL421
TBL421n

RECOMMENDED



TCH410r
TCH410t
TCH410twj

TCH415r
TCH415t
TCH415twj



URBAN ISLANDS

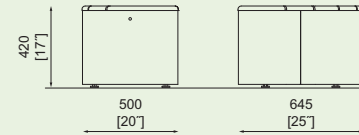
Galvanized steel structure treated with powder coating. Horizontal surfaces are made of wooden boards or HPL in monochrome colors or with bespoke graphic design. Surface mounted.





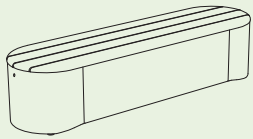
UIS110/210

Seating unit

steel structure, seat made of wooden boards or HPL



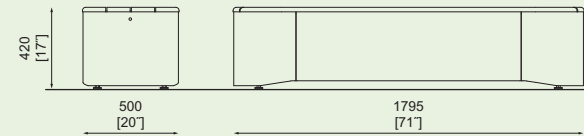
UIS110-1t
UIS110-1twj
UIS210 
UIS210c 





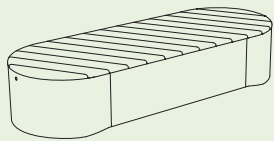
UIS120/220

Seating unit

steel structure, seat made of wooden boards or HPL



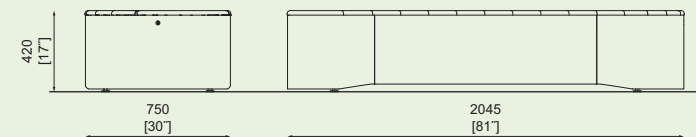
UIS120-2t
UIS120-2twj
UIS220 
UIS220c 



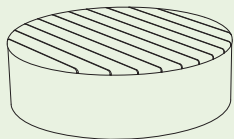
UIS140/240

Seating unit

steel structure, seat made of wooden boards or HPL



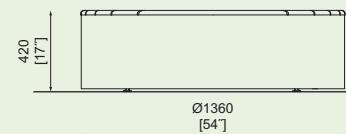
UIS140-3t
UIS140-3twj
UIS240 
UIS240c 





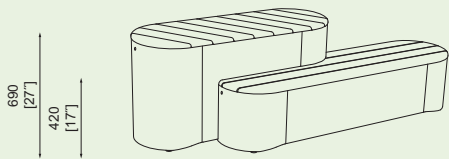
UIS150/250

Seating unit

steel structure, seat made of wooden boards or HPL



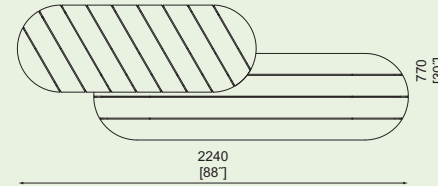
UIS150-1t
UIS150-1twj
UIS250 
UIS250c 





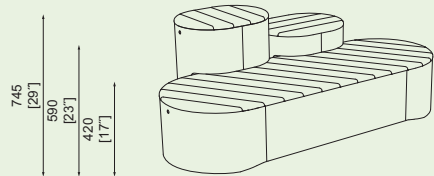
UIS521/621

Set of two seating units

steel structure, seat made of wooden boards or HPL



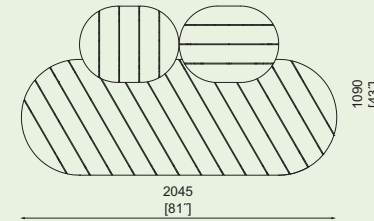
- UIS521-23t
- UIS521-23twj
- UIS621 
- UIS621c 





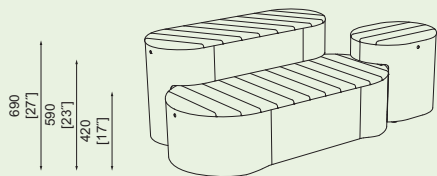
UIS540/640

Set of three seating units

steel structure, seat made of wooden boards or HPL



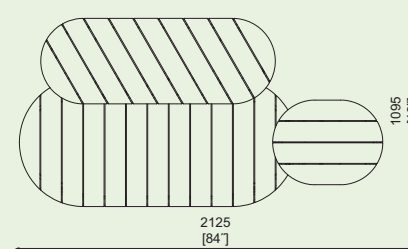
- UIS540-321t
- UIS540-321twj
- UIS640 
- UIS640c 




UIS530/630

Set of three seating units

steel structure, seat made of wooden boards or HPL



- UIS530-123t
- UIS530-123twj
- UIS630 
- UIS630c 

VERA

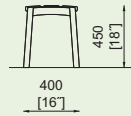
Galvanized steel structure treated with powder coating. Seat and backrest made of wooden boards or slats; or with steel or stainless-steel rounds. Available with armrests. Surface mounted.




LV110/111


Park bench



steel structure, seat made of wooden boards



LV110t
LV110twj
LV110y 



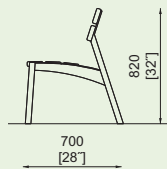
LV111t
LV111twj
LV111y 




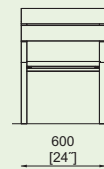
LV150/151 / 152

Park bench with backrest


steel structure, seat and backrest made of wooden boards






LV152t
LV152twj
LV152y 



LV150t
LV150twj
LV150y 



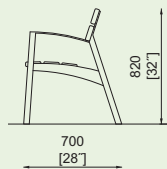
LV151t
LV151twj
LV151y 




LV155 / 156 / 157


Park bench with backrest and armrests

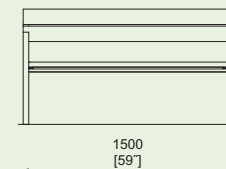
steel structure, seat and backrest made of wooden boards



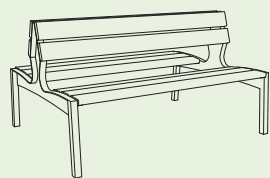

LV157t
LV157twj
LV157y 



LV155t
LV155twj
LV155y 



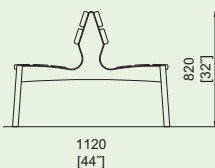
LV156t
LV156twj
LV156y 




LV350/351


Two-sided bench with backrest

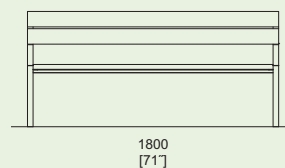
steel structure, seat and backrest made of wooden boards



LV350t
LV350twj
LV350y 



LV351t
LV351twj
LV351y 

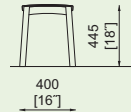





LV210/211

Park bench



steel structure, seat made of steel or stainless-steel rounds



LV210
LV210n



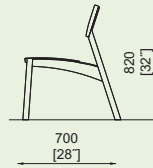
LV211
LV211n



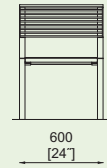
LV250/251/252

Park bench with backrest

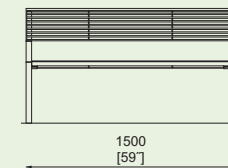
steel structure, seat and backrest made of steel or stainless-steel rounds



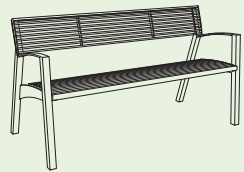

LV252
LV252n



LV250
LV250n



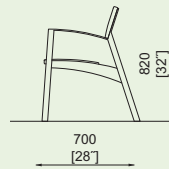
LV251
LV251n



LV255/256/257

Park bench with backrest and armrests

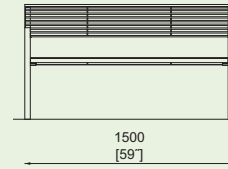
steel structure, seat and backrest made of steel or stainless-steel rounds



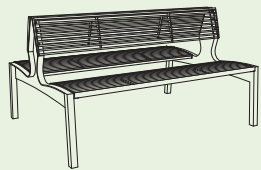
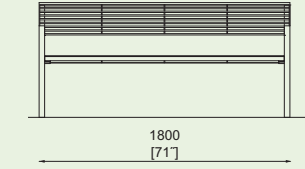
LV257
LV257n



LV255
LV255n



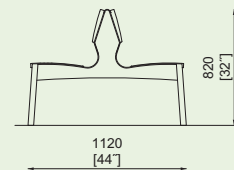
LV256
LV256n



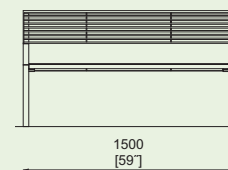
LV450/451

Two-sided bench with backrest

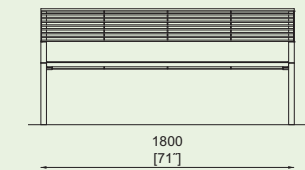
steel structure, seat and backrest made of steel or stainless-steel rounds




LV450
LV450n



LV451
LV451n



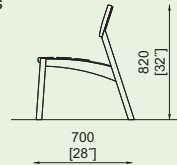
VERA



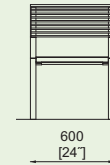
LV170/171/172

Park bench with backrest

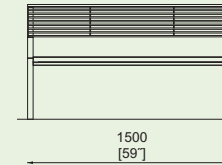
steel structure, seat made of wooden boards, backrest made of steel or stainless-steel rounds



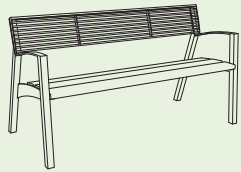

LV172t
LV172twj
LV172y



LV170t
LV170twj
LV170y



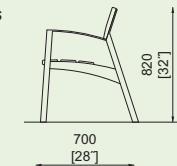
LV171t
LV171twj
LV171y



LV175/176/177

Park bench with backrest and armrests

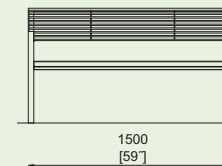
steel structure, seat made of wooden boards, backrest made of steel or stainless-steel rounds




LV177t
LV177twj
LV177y



LV175t
LV175twj
LV175y



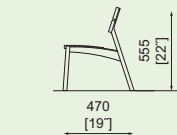
LV176t
LV176twj
LV176y



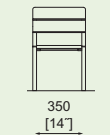
LVB150/152/160/162

Bench with backrest for children

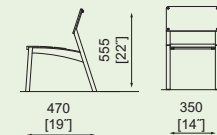
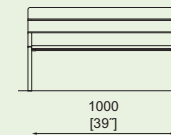
steel structure, seat and backrest made of wooden boards / HPL, rounded edges
- a possibility to apply any graphic theme



LVB152t
LVB152twj



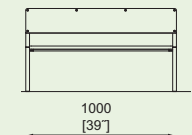
LVB150t
LVB150twj



LVB162t
LVB162twj
LVB162tc
LVB162twjc



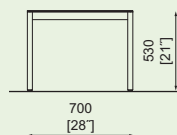
LVB160t
LVB160twj
LVB160tc
LVB160twjc



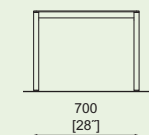
LVB920/930

Children's table


steel structure, tabletop made of HPL, rounded edges
- a possibility to apply any graphic theme

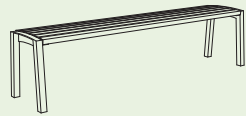


LVB930
LVB930c



LVB920
LVB920c




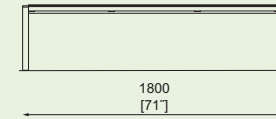
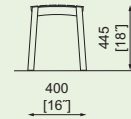


LV711

Park bench

steel structure, seat made of wooden slats

LV711r
LV711t
LV711twj





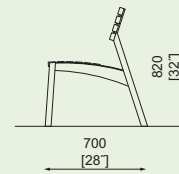
LV751/752

Park bench with backrest

steel structure, seat and backrest made of wooden slats

LV752r
LV752t
LV752twj

LV751r
LV751t
LV751twj





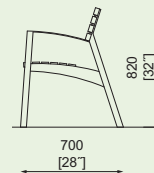
LV756/757

Park bench with backrest and armrests

steel structure, seat and backrest made of wooden slats

LV757r
LV757t
LV757twj

LV756r
LV756t
LV756twj





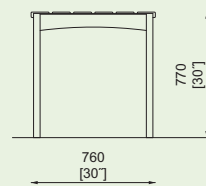
LV910 / 911

Rectangular table

steel structure, wooden tabletop

LV910t
LV910twj
LV910y

LV911t
LV911twj
LV911y

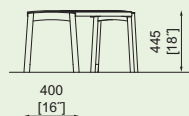
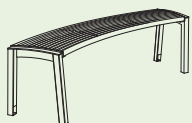


VERA

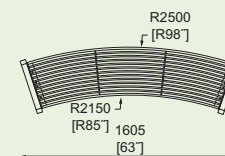
LV510

Curved park bench

steel structure, seat made of steel or stainless-steel rounds



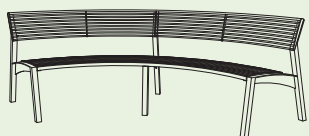
LV510
LV510n



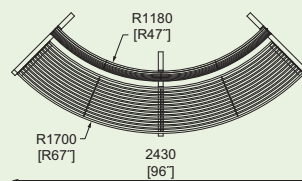
LV530 / 535

Curved park bench with backrest

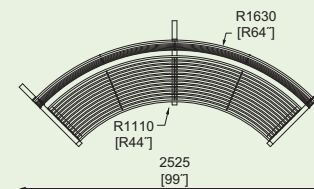
steel structure, seat made of steel or stainless-steel rounds



LV530
LV530n




LV535
LV535n



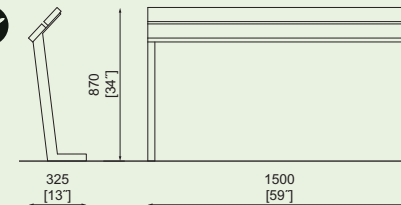
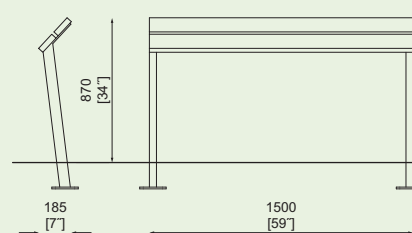
LV190 / 1901

Perch seat

steel structure, seat made of wooden boards



LV190t
LV190twj
LV190y



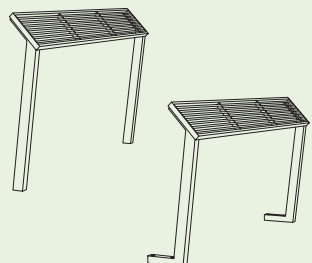
LV1901t
LV1901twj
LV1901y



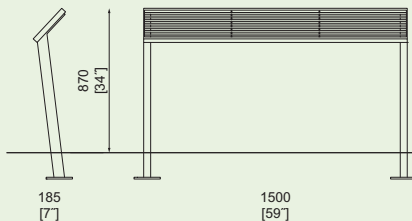
LV290 / 2901

Perch seat

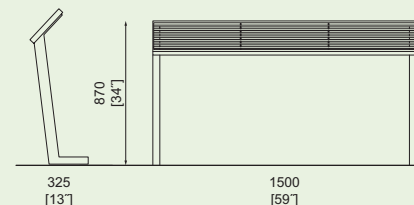
made of steel structure, seat made of steel or stainless-steel rounds

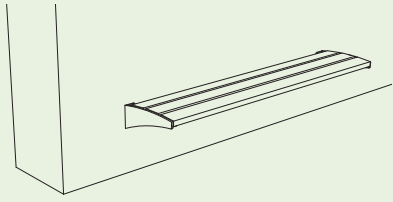


LV290
LV290n



LV2901
LV2901n

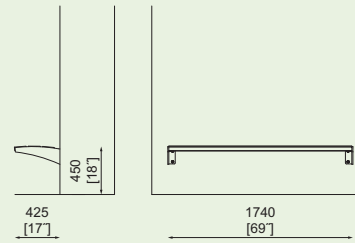





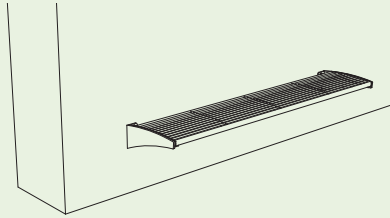
LV121

Wall-mounted park bench

steel structure, seat of wooden slats



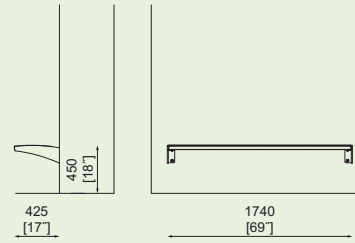
LV121t
LV121twj
LV121y

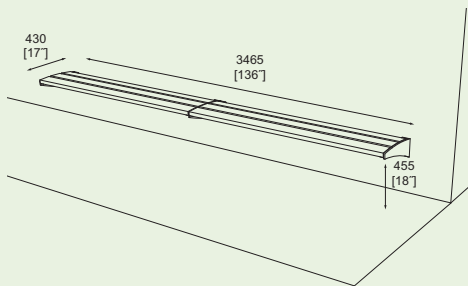
LV221

Wall-mounted park bench

steel structure, seat of steel or stainless-steel rounds



LV221
LV221n



LV11/21/50/51/52

Wall-mounted park bench


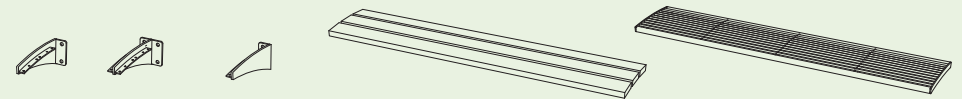
steel structure, seat of wooden boards or steel /stainless-steel rounds

LV50 LV51 LV52

LV11t
LV11twj
LV11y



LV21
LV21n



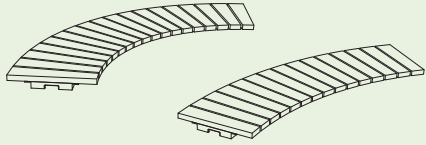
VERA SOLO



LVS12/13

Modular curved benches on a central leg

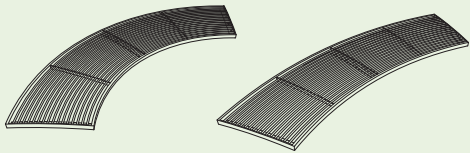
steel structure, seat made of wooden boards



LVS21/22

Modular curved benches on a central leg

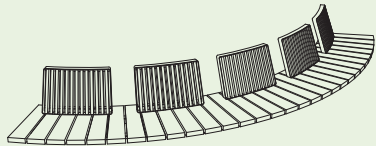
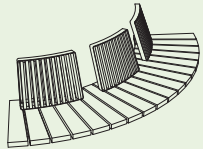
steel structure, seat made of steel or stainless-steel rounds



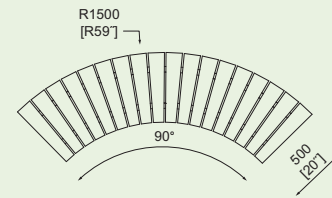
LVS31-a / 31-e / 32-a / 32-e

Modular kit of curved bench with backrests

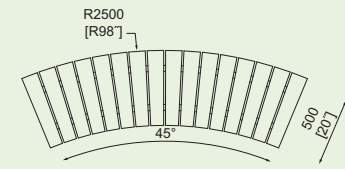
steel structure, seat of wooden boards, backrest made of wooden slats



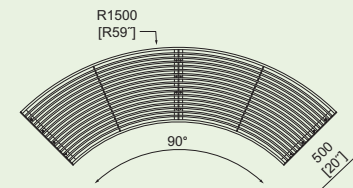
LVS13t
LVS13twj



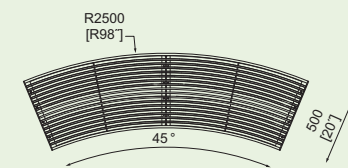
LVS12t
LVS12twj



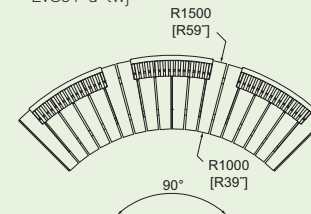
LVS21
LVS21n



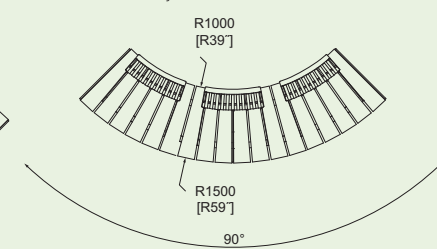
LVS22
LVS22n



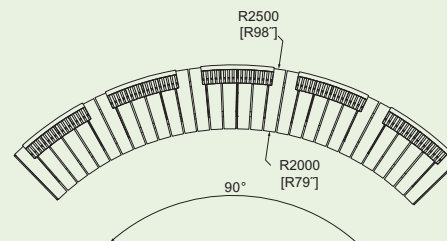
LVS31-a-t
LVS31-a-twj



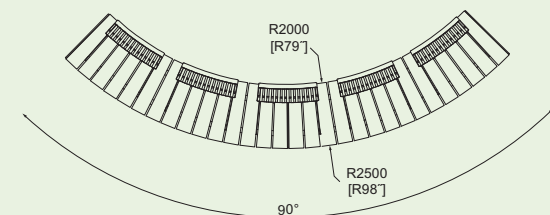
LVS31-e-t
LVS31-e-twj

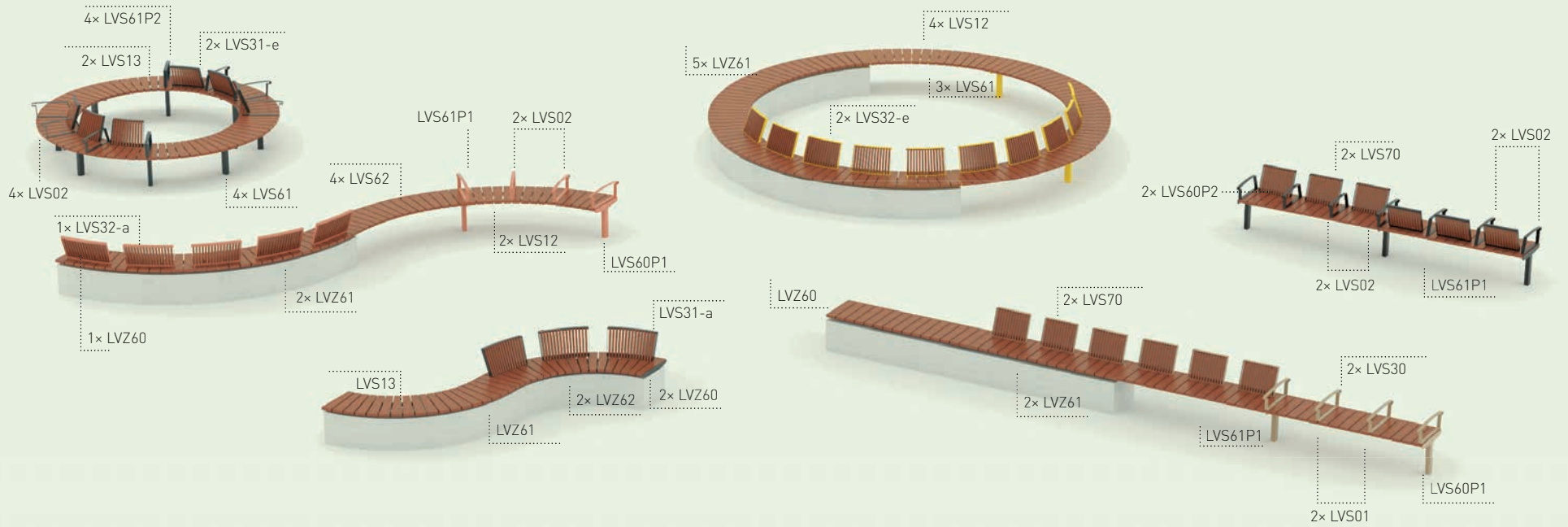


LVS32-a-t
LVS32-a-twj



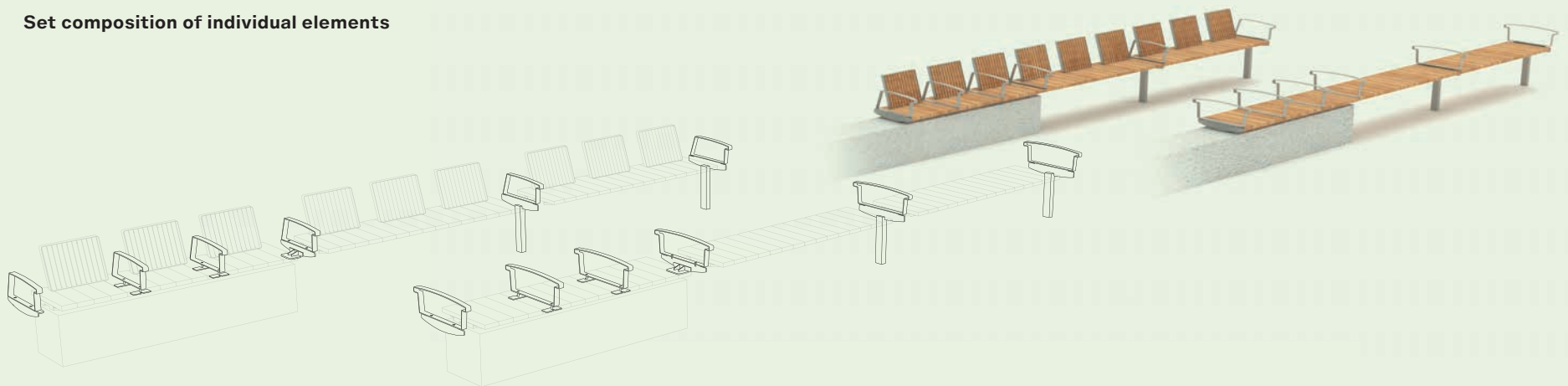
LVS32-e-t
LVS32-e-twj





LVS

Set composition of individual elements




VERA SOLO



LVS111

Park bench on a central leg

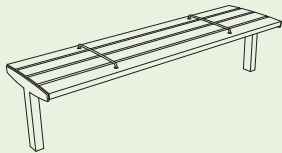
steel structure, seat made of wooden boards



LVS116

Park bench on a central leg

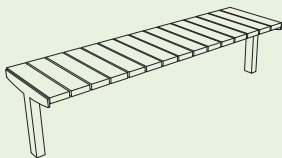
steel structure, seat made of wooden boards, with stainless-steel components



LVS311 / 316

Park bench on central legs / with armrests

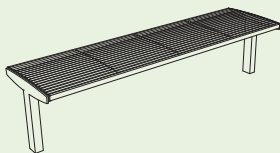
steel structure, seat made of wooden boards
- optionally with steel armrests




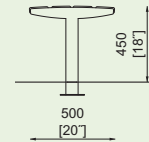
LVS211

Park bench on a central leg

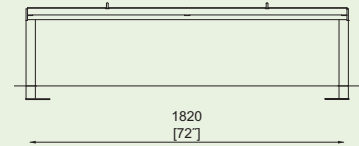
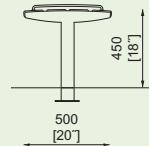
steel structure, seat made of steel or stainless-steel rounds



LVS111t
LVS111twj
LVS111y

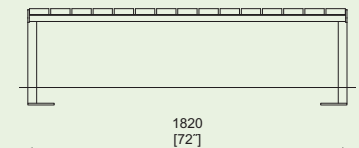
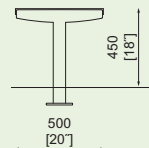


LVS116t
LVS116twj
LVS116y


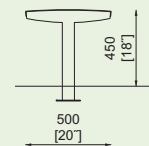


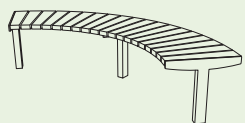
LVS311t
LVS311twj

LVS316t
LVS316twj



LVS211
LVS211n

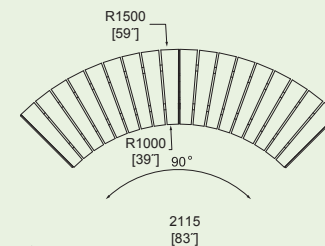
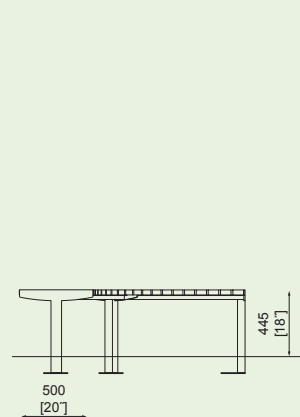




LVS610 / 615


Curved park bench on a central leg / with armrests

steel structure, seat made of lateral wooden slats, 90°
– optionally with steel armrests



LVS610t
LVS610twj

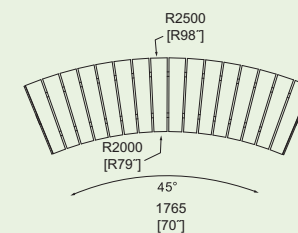
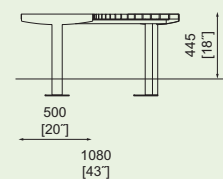
LVS615t
LVS615twj



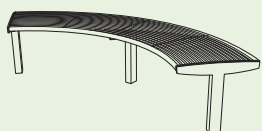
LVS650

Curved park bench on a central leg

steel structure, seat made of lateral wooden slats, 45°



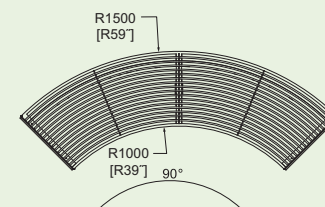
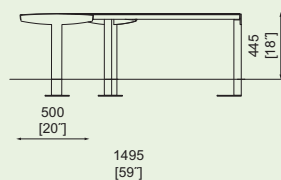
LVS650t
LVS650twj



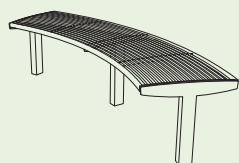
LVS510

Curved park bench on a central leg

steel structure, seat made of steel or stainless-steel rounds, 90°



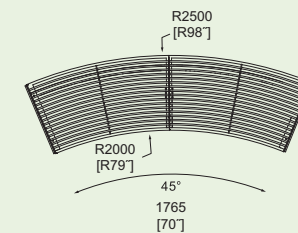
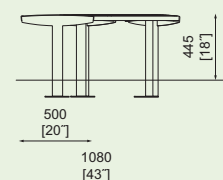
LVS510
LVS510n



LVS550

Curved park bench on a central leg

steel structure, seat made of steel or stainless-steel rounds, 45°



LVS550
LVS550n

LVS10 / 15 / 20 / 30 / 70

Modular benches on a central leg

steel structure for side and central legs, seats made of wooden boards
or with stainless components, steel or stainless-steel rounds

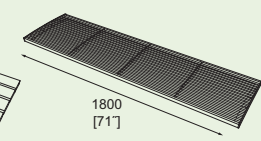
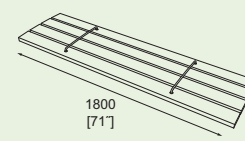
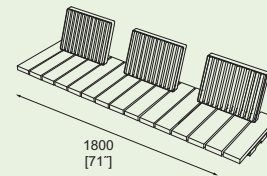
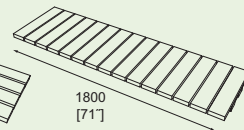
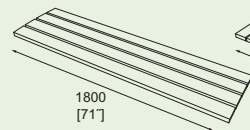
LVS10t
LVS10twj
LVS10y

LVS30t
LVS30twj

LVS70t
LVS70twj

LVS15t
LVS15twj
LVS15y

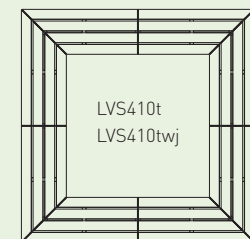
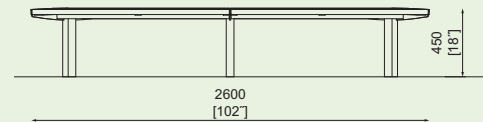
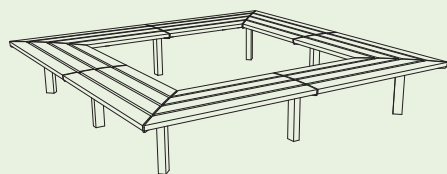
LVS20
LVS20n



LVS410

Park bench

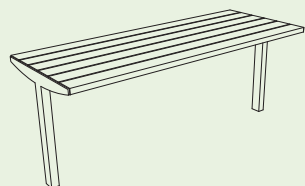
steel structure, seat made of
wooden boards



LVS910 / 911


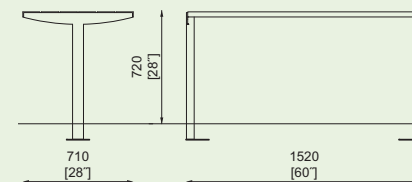
Rectangular table

steel structure, wooden boards

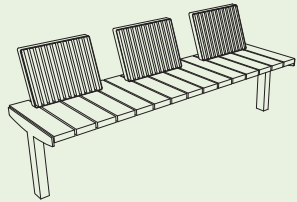


LVS910t
LVS910twj
LVS910y

LVS911t
LVS911twj
LVS911y



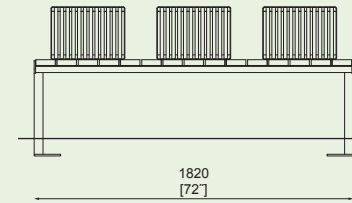
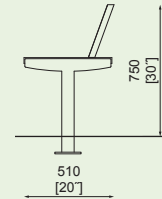
VERA SOLO



LVS331/336


Park bench on a central leg / with armrests

steel structure, seat made of wooden boards,
backrest made of wooden slats
- optionally with steel armrests



LVS331t
LVS331twj

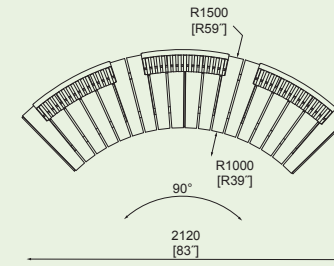
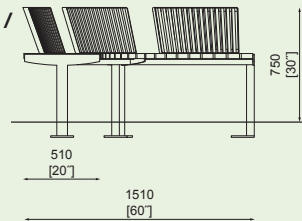
LVS336t
LVS336twj



LVS630-a / 635-a / LVS630-e / 635-e

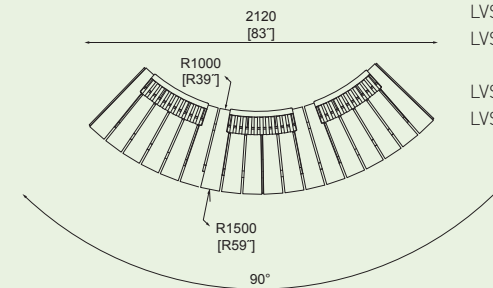
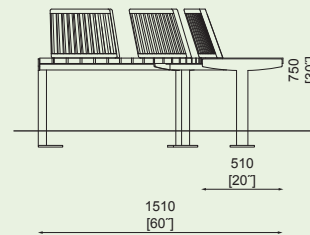

Curved park bench on a central leg with backrest / with armrests

steel structure, seat made of wooden boards,
backrest made of wooden slats
- optionally with steel armrests



LVS630-a-t
LVS630-a-twj


LVS635-a-t
LVS635-a-twj



LVS630-e-t
LVS630-e-twj

LVS635-e-t
LVS635-e-twj

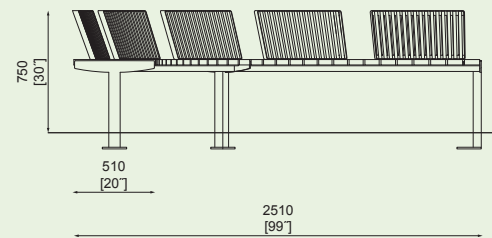




LVS670-a / LVS670-e / 675-a / 675-e

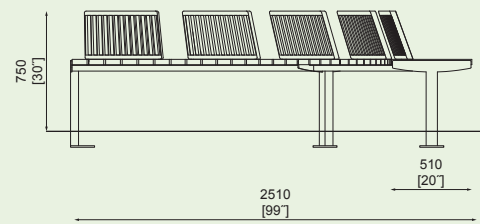
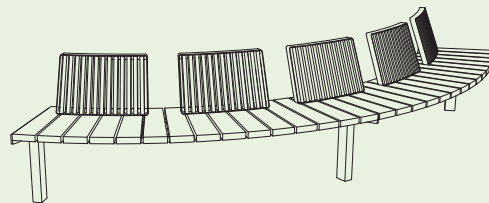
Curved park bench on a central leg with backrest / with armrests

steel structure, seat made of wooden boards, backrest made of wooden slats
 - optionally with steel armrests



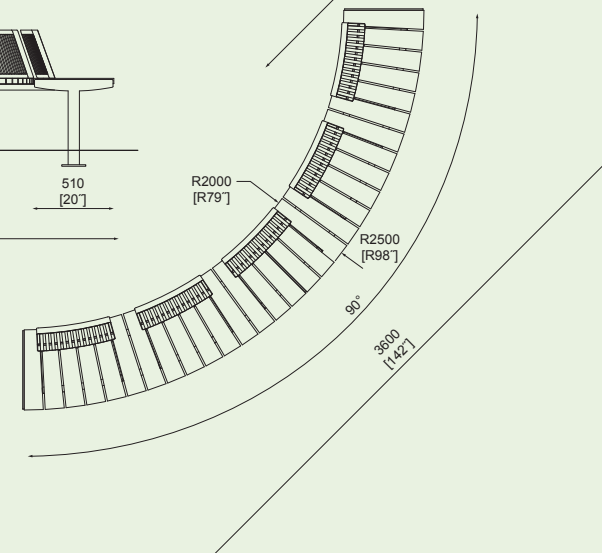
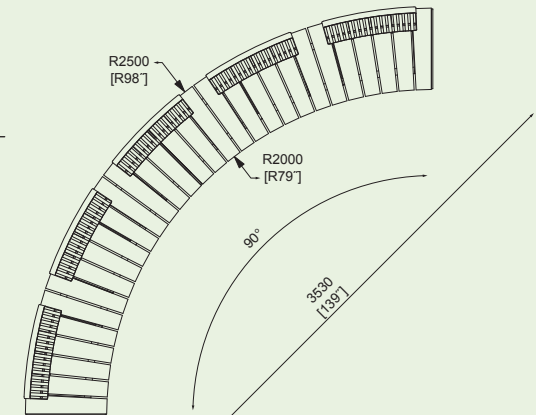
LVS670-a-t
 LVS670-a-twj

LVS675-a-t
 LVS675-a-twj



LVS670-e-t
 LVS670-e-twj

LVS675-e-t
 LVS670-e-twj



WOODY

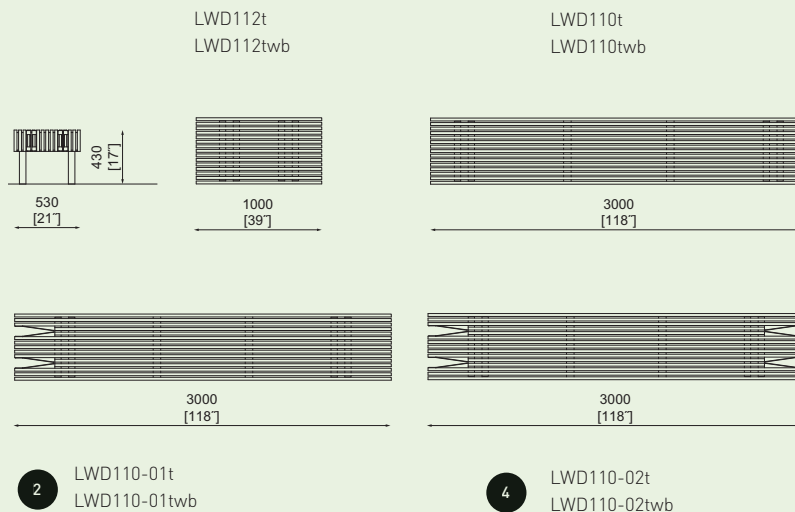
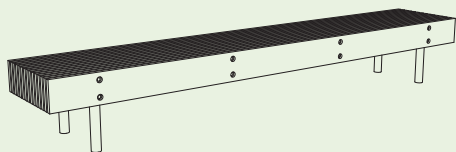
Galvanized steel legs treated with powder coating. Seat and backrest made of wooden boards. Wooden boards are connected with stainless-steel rods. Available with armrests. Free standing, surface mounted or anchored under the ground.



LWD110/110-01/110-02/112

Park bench

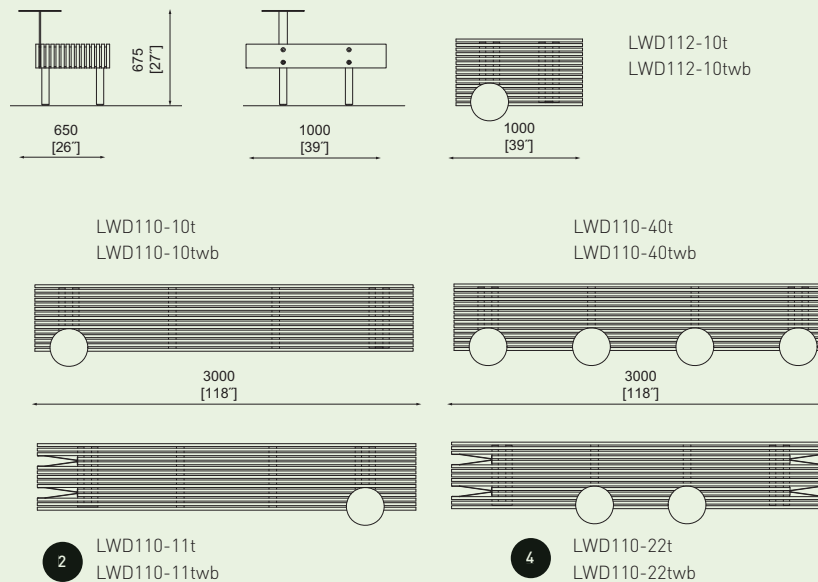
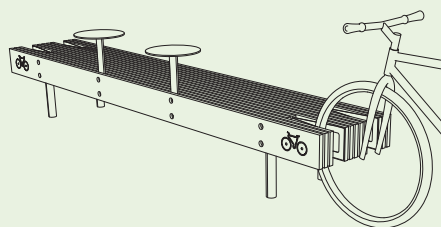
seat made of solid boards, steel legs, bicycle stands

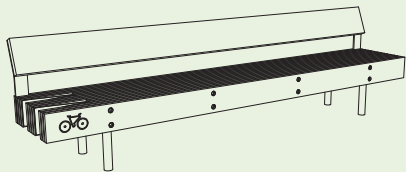


LWD110-10/110-11/110-22 / 110-40/112-10

Park bench

seat made of solid boards, steel legs, bicycle stands / integrated table / steel sheet

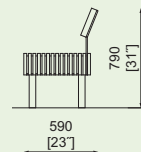






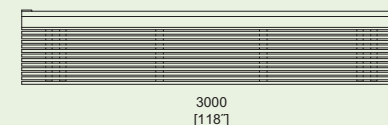
LWD150/150-01/150-02

Park bench with backrest

seat and backrest made of solid boards,
steel legs, bicycle stands

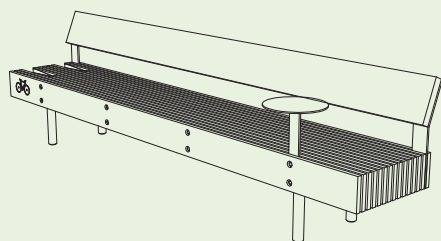


LWD150t
LWD150twb



2 LWD150-01t
LWD150-01twb

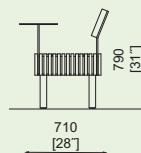
4 LWD150-02t
LWD150-02twb



LWD150-10/150-11/150-22/150-40

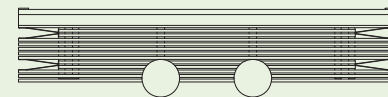
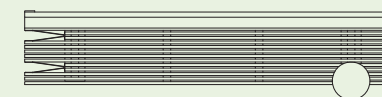
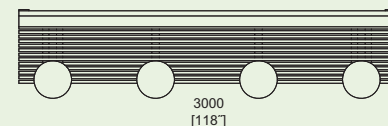

Park bench with backrest

seat and backrest made of solid boards,
steel legs, bicycle stands / integrated table / steel sheet



LWD150-10t
LWD150-10twb


LWD150-40t
LWD150-40twb

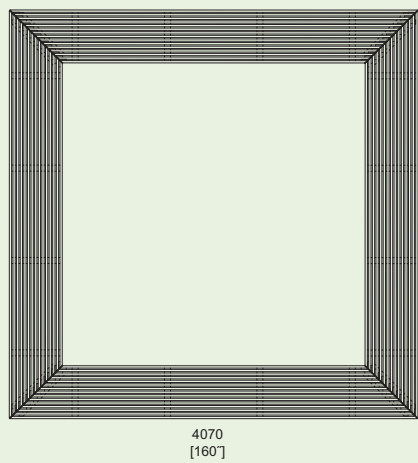


2 LWD150-11t
LWD150-11twb

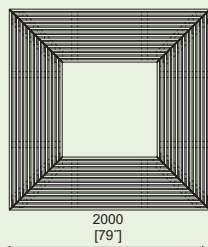
4 LWD150-22t
LWD150-22twb

WOODY

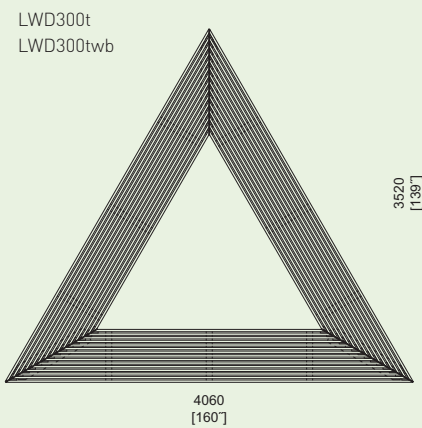




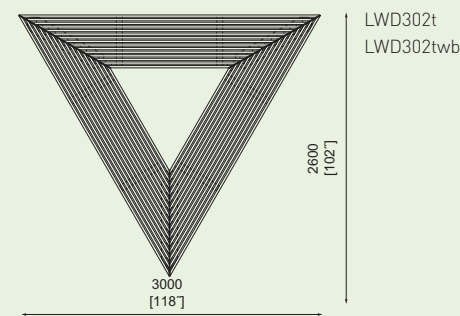
LWD400t
LWD400twb




LWD402t
LWD402twb



LWD300t
LWD300twb



LWD302t
LWD302twb



LWD120t
LWD120twb

LWD121t
LWD121twb

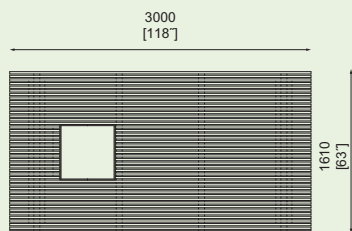
LWD122t
LWD122twb



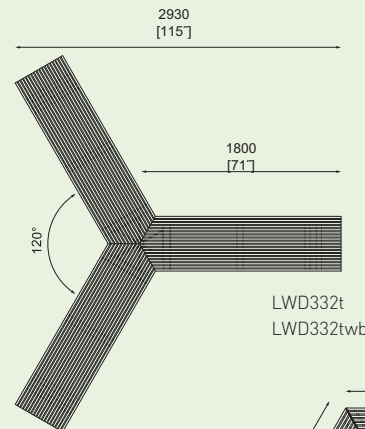
LWD

Park bench

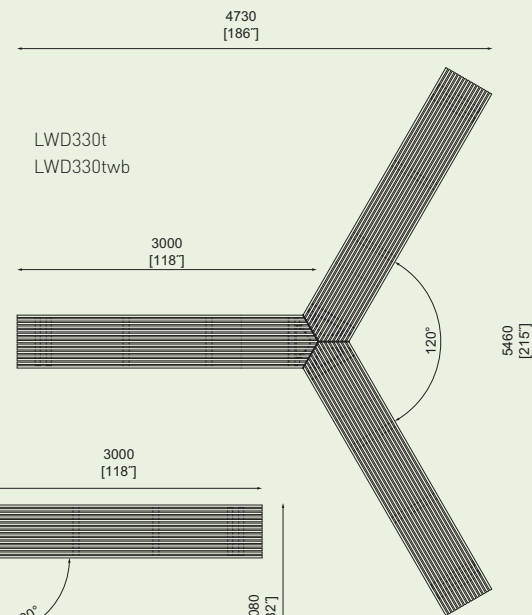
seat made of solid boards,
steel legs



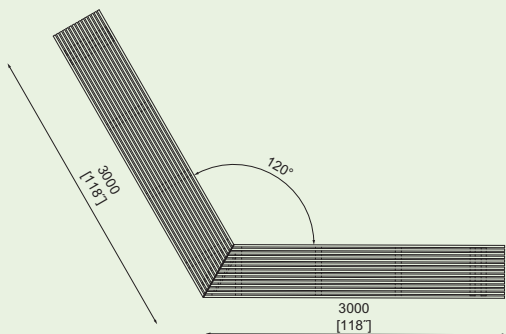
LWD500t
LWD500twb



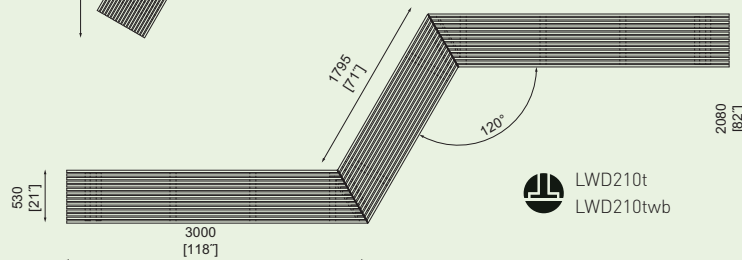
LWD332t
LWD332twb



LWD330t
LWD330twb

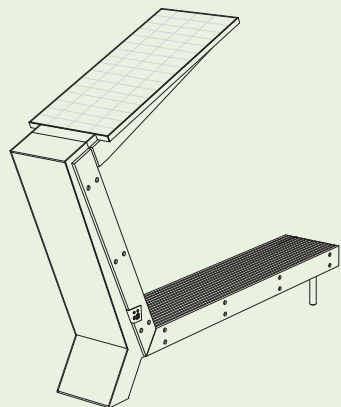


LWD200t
LWD200twb



LWD210t
LWD210twb

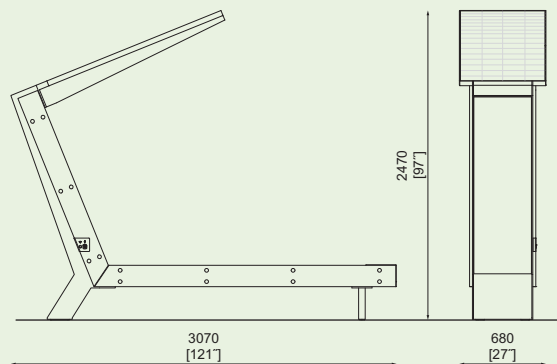
WOODY SCORPIO, SOLAR



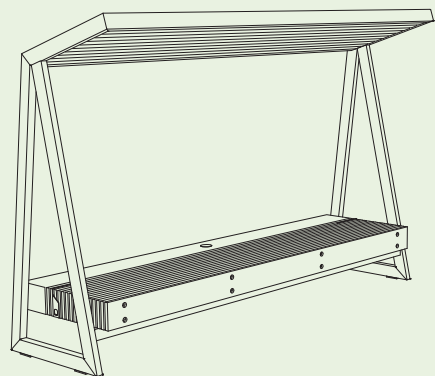
WDS110

Solar bench

steel structure, bench with photovoltaic panel,
seat and backrest made of solid wooden boards,
steel structure



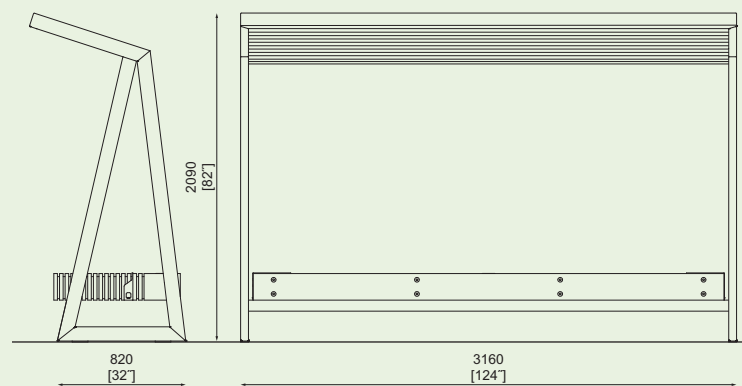
WDS110t
WDS110twb



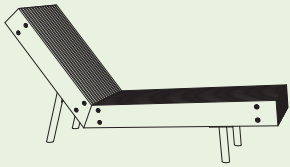
WDS180

Solar bench

bench with photovoltaic panel,
seat made of solid wooden boards,
steel structure



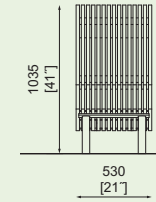
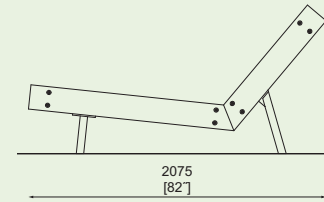
WDS180t
WDS180twb



LWD752

Lounger

seat and backrest made of solid wooden boards,
steel legs



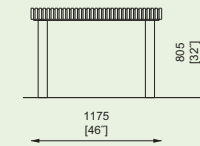
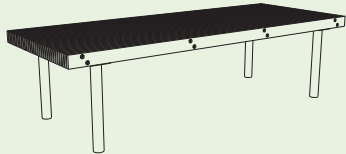
LWD752t
LWD752twb



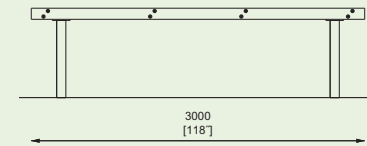
LWD900

Wheelchair accessible table, rectangular

table top made of boards, steel legs



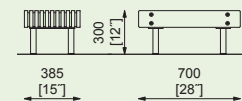
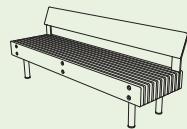
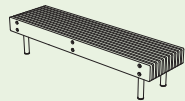
LWD900t
LWD900twj




LWB110 / 112 / 150

Children's bench / with backrest

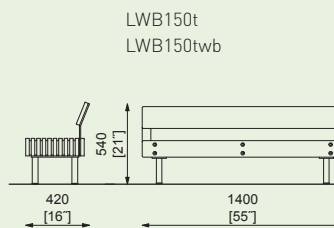
seat / backrest made of hardwood boards,
steel legs



LWB112t
LWB112twb



LWB110t
LWB110twb



LWB150t
LWB150twb

LITTER RECEPTACLE ASHTRAYS

BETTER 362 (138) . **CRYSTAL** 363 (164) . **MAXIMINIUM** 364 (149) . **MINIUM** 364 (142) . **MULTIMINIUM** 367 (148) . **NANUK** 368 (150)
PRAX 370 (160) . **QUINBIN** 372 (154) . **RADIUM** 375 (166) . **SWISSBIN** 375 (141) . **TLESK** 376 (140) . **VALET** 377 (167)




Better



Crystal



Maximinium



Minium



Multiminium



Nanuk



Prax



Quinbin



Radium



Swissbin



Tlesk




Valet

BETTER



Construqta → 376

The body of the litter receptacle is made of high-strength HSC concrete reinforced with glass fibers. It has a lightweight upper part and a reinforced bottom to increase stability. Available with a galvanized steel cover treated with powder coating, which can also feature a stainless-steel ash receptacle. Galvanized steel liner or stainless-steel rim to hold the plastic bag. Surface mounted.

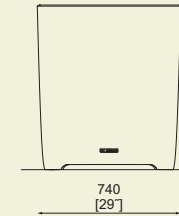
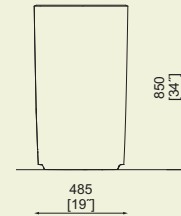


120L 31 gal


BTT302 / B302

Litter receptacle made of HSC concrete

HSC concrete, inner galvanized bin /
optional version with frame for plastic bag attachment



BTT302
BTT-B302 BAG

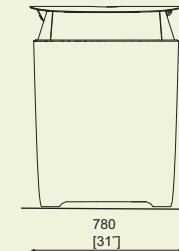
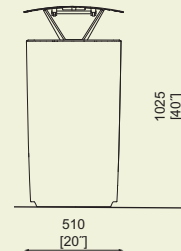


120L 31 gal

BTT307 / B307

Litter receptacle of HSC concrete with cover


HSC concrete, liner made of zinc coated steel,
option with a frame for plastic bag attachment,
optionally with ashtray



BTT307
BTT307p
BTT-B307
BTT-B307p BAG

CRYSTAL


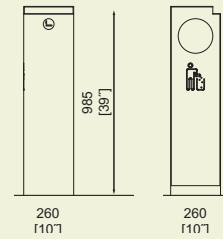
Galvanized steel structure treated with powder coating, lockable doors, galvanized liner. Alternatively with stainless-steel cigarette stubber and ash receptacle. Surface mounted.



CS110/111/210/211

Litter receptacle

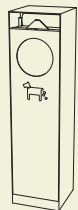
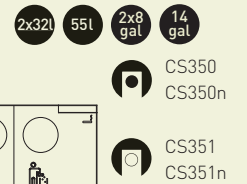
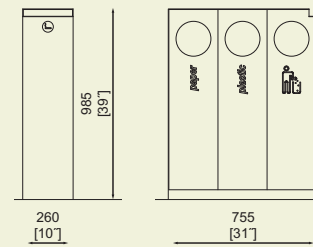
steel body, ashtray with stainless-steel cigarette extinguisher



CS330/331/350/351

Triple litter receptacle for sorted waste

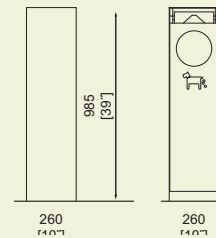
steel body, ashtray with stainless-steel cigarette extinguisher



CP110

Special litter receptacle for dog excrements

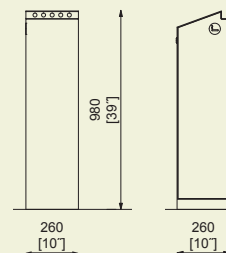
steel body, integrated space for plastic bags



CSP120

Ashtray

steel or stainless-steel body with cigarette extinguisher



CSP120
CSP120n



MAXIMINIUM

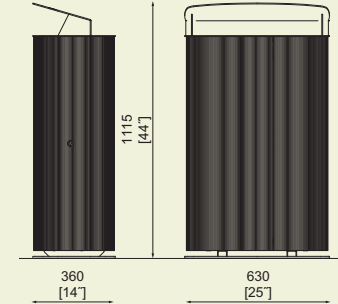

Galvanized steel frame treated with powder coating. Covering made of anodized aluminum, either with or without powder coating, or wooden slats. The rain cover is made of galvanized steel treated with powder coating. Galvanized liner or stainless-steel rim to hold the plastic bag. Surface mounted.

120L 31 gal

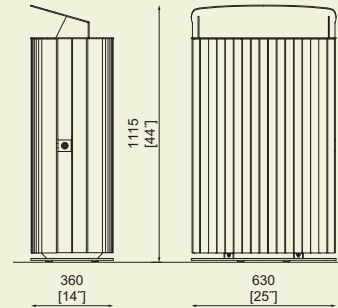
MAU556 / 566 / B556 / B566

Litter receptacle with cover

steel structure, profiles of aluminum / covered with wooden slats, the liner is made of zinc coated steel, anchoring onto the ground



MAU556
MAU-B556 BAG



MAU566r
MAU566t
MAU-B566r
MAU-B566t BAG

MINIUM

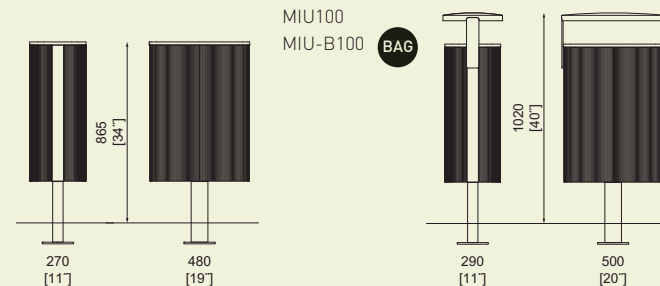
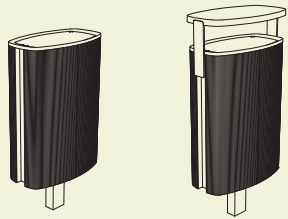
Galvanized steel frame treated with powder coating. Covering made of anodized aluminum, either with or without powder coating, or wooden slats. Top edge and optional cover are made of cast aluminum treated with powder coating. The cover can also include a stainless-steel ash receptacle. Plastic liner or stainless-steel rim to hold the plastic bag. Surface mounted, anchored under the ground, free standing or post-mounted.

45L 11 gal

MIU100 / 105

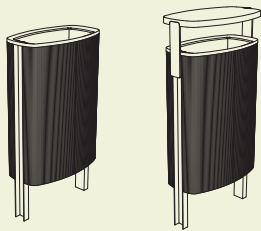
Litter receptacle / with cover

steel structure, profiles of aluminum – optionally ashtray with stainless-steel cigarette extinguisher



MIU100
MIU-B100 BAG

MIU105
MIU105p
MIU-B105
MIU-B105p BAG

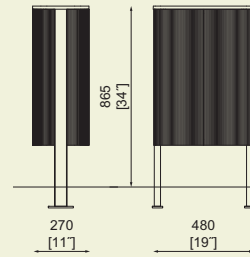


45l 11 gal

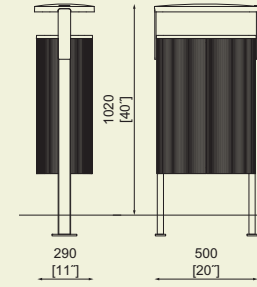
MIU200/205

Litter receptacle / with cover

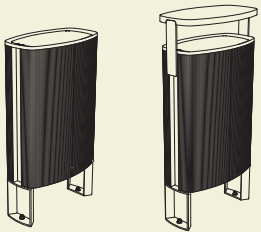
steel structure, profiles of aluminum
 – optionally ashtray with stainless-steel cigarette extinguisher



MIU200
 MIU-B200 BAG



MIU205
 MIU205p
 MIU-B205
 MIU-B205p BAG

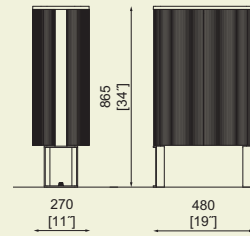


45l 11 gal

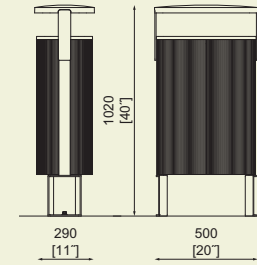
MIU301/306

Litter receptacle / with cover

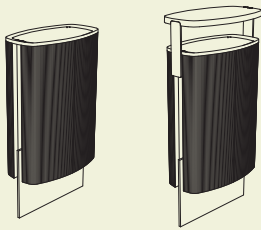
steel structure, profiles of aluminum
 – optionally ashtray with stainless-steel cigarette extinguisher



MIU301
 MIU-B301 BAG



MIU306
 MIU306p
 MIU-B306
 MIU-B306p BAG

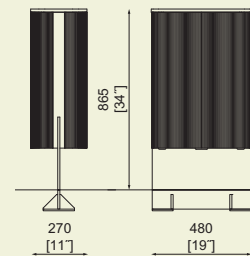


45l 11 gal

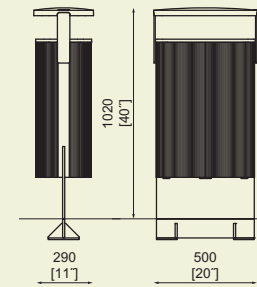
MIU400/405

Litter receptacle / with cover

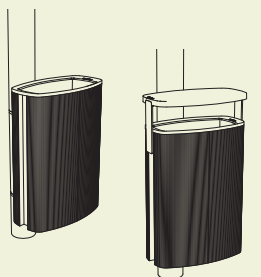
steel structure, profiles of aluminum
 – optionally ashtray with stainless-steel cigarette extinguisher



MIU400
 MIU-B400 BAG



MIU405
 MIU405p
 MIU-B405
 MIU-B405p BAG

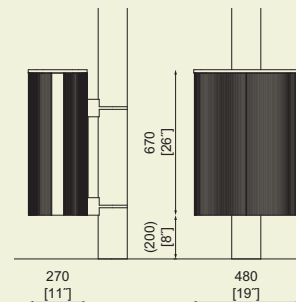


45l 11 gal

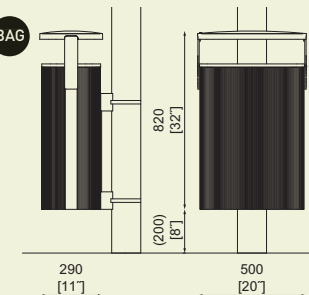
MIU000/005

Litter receptacle for attachment / with cover

steel structure, profiles of aluminum /
 optionally ashtray with stainless-steel cigarette extinguisher



MIU000
 MIU-B000 BAG



MIU005
 MIU005p
 MIU-B005
 MIU-B005p BAG

MINIUM


45l 11 gal



MIU110/115

Litter receptacle / with cover

steel structure, covered with wooden slats
– optionally ashtray with stainless-steel cigarette extinguisher




45l 11 gal



MIU210/215

Litter receptacle / with cover

steel structure, covered with wooden slats
– optionally ashtray with stainless-steel cigarette extinguisher




45l 11 gal



MIU311/316

Litter receptacle / with cover

steel structure, covered with wooden slats
– optionally ashtray with stainless-steel cigarette extinguisher



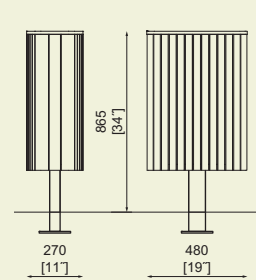

45l 11 gal



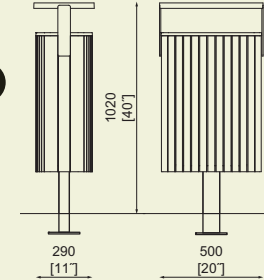
MIU410/415

Litter receptacle / with cover

steel structure, covered with wooden slats
– optionally ashtray with stainless-steel cigarette extinguisher



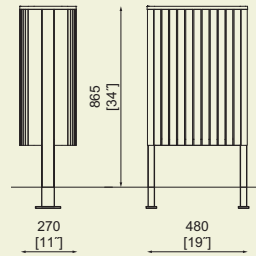
MIU110r
MIU110t
MIU-B110r
MIU-B110t



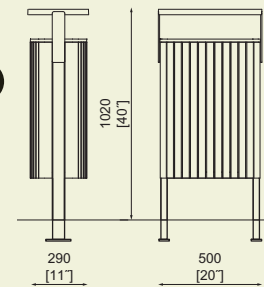
MIU115r
MIU115rp
MIU115t
MIU115tp



MIU-B115r
MIU-B115rp
MIU-B115t
MIU-B115tp



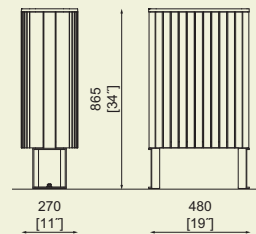
MIU210r
MIU210t
MIU-B210r
MIU-B210t



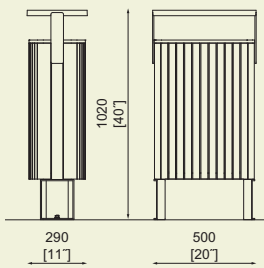
MIU215r
MIU215rp
MIU215t
MIU215tp



MIU-B215r
MIU-B215rp
MIU-B215t
MIU-B215tp



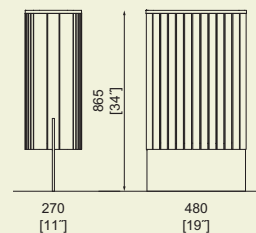
MIU311r
MIU311t
MIU-B311r
MIU-B311t



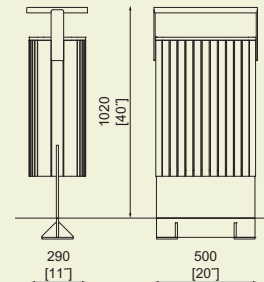
MIU316r
MIU316rp
MIU316t
MIU316tp



MIU-B316r
MIU-B316rp
MIU-B316t
MIU-B316tp



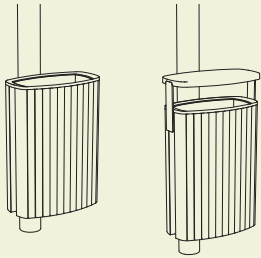
MIU410r
MIU410t
MIU-B410r
MIU-B410t



MIU415r
MIU415rp
MIU415t
MIU415tp



MIU-B415r
MIU-B415rp
MIU-B415t
MIU-B415tp

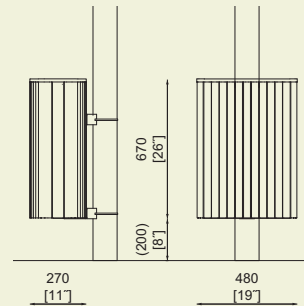


45l 11 gal

MIU010/015

Litter receptacle for attachment / with cover

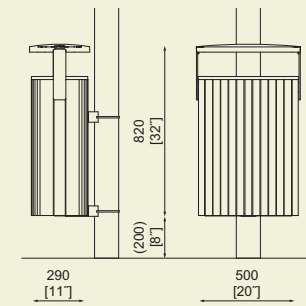
steel structure, covered with wooden slats / optionally ashtray with stainless-steel cigarette extinguisher



MIU010r
MIU010t

BAG

MIU-B010r
MIU-B010t



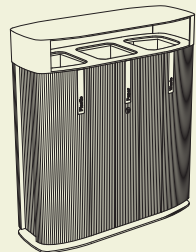
MIU015r
MIU015rp
MIU015t
MIU015tp

BAG

MIU-B015r
MIU-B015rp
MIU-B015t
MIU-B015tp

MULTIMINIUM

Galvanized steel frame treated with powder coating. Covering made of anodized aluminum, either with or without powder coating, or wooden slats. The cover is made of cast aluminum treated with powder coating. Galvanized liners. Surface mounted.

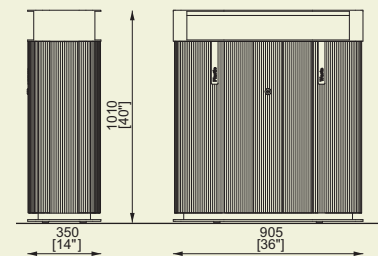


3x50l 3x13 gal

MUM558 / 556


Triple litter receptacle with cover for sorted waste

steel structure, profiles of aluminum – optionally with stainless-steel cigarette extinguisher and ashtray



MUM558
MUM558p

MUM556
MUM556p

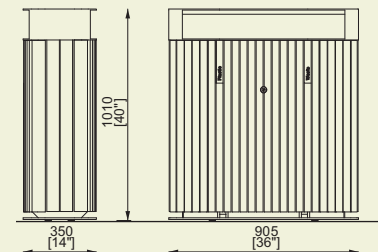


3x50l 3x13 gal

MUM568 / 566

Triple litter receptacle with cover for sorted waste

steel structure, covered with wooden slats – optionally with stainless-steel cigarette extinguisher and ashtray



MUM568r
MUM568rp
MUM568t
MUM568tp

MUM566r
MUM566rp
MUM566t
MUM566tp

NANUK

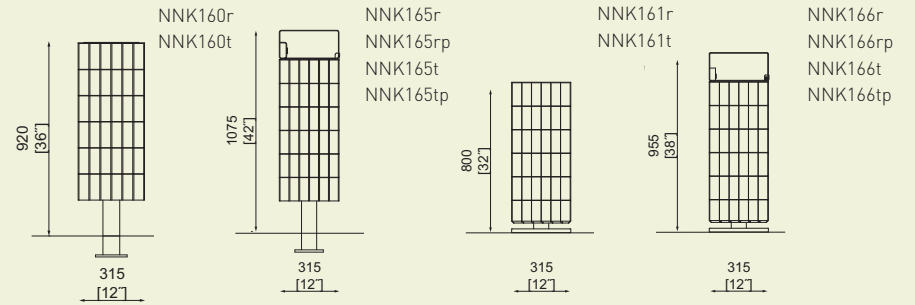
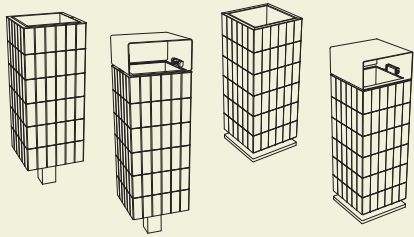
Galvanized steel frame treated with powder coating. Covering made of wooden slats, reinforced bent metal sheet, stretched metal sheet or HPL. The optional cover is made of aluminum treated with powder coating. The cover can further include a stainless-steel ash receptacle. Galvanized liner. Surface mounted or anchored under the ground.

50l 13 gal

NNK160/161/165/166

Litter receptacle/with cover

steel frame, covered with wooden slats – optionally with stainless-steel cigarette extinguisher and ashtray


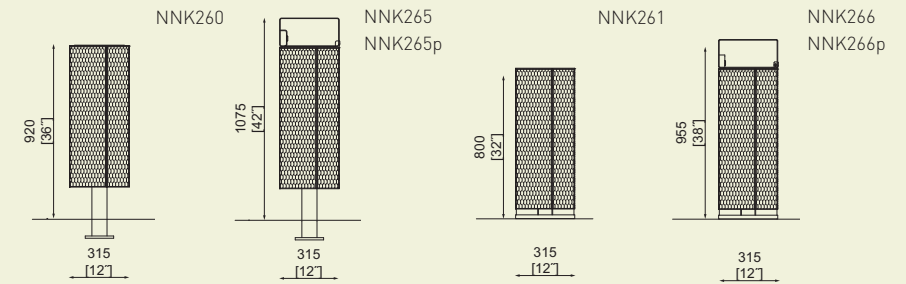
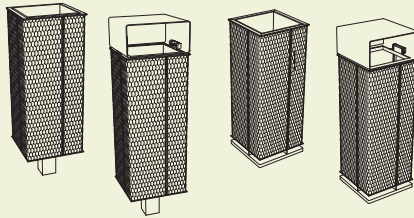


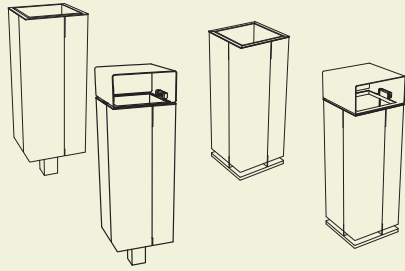
50l 13 gal

NNK260/261/265/266

Litter receptacle/with cover

steel frame, covered with stretched steel sheet – optionally with stainless-steel cigarette extinguisher and ashtray



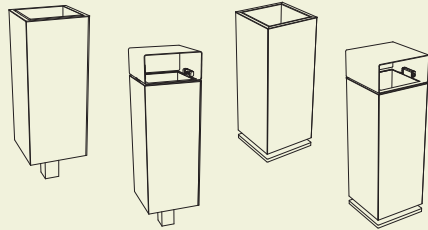
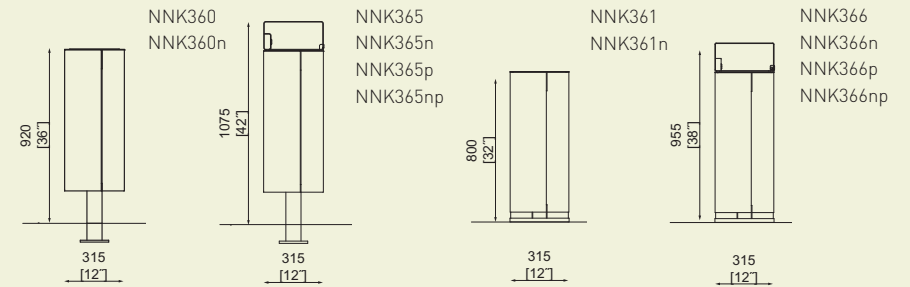


50L 13 gal

NNK360/361/365/366

Litter receptacle/with cover

steel frame, covered with steel sheet or stainless-steel sheet – optionally with stainless-steel cigarette extinguisher and ashtray

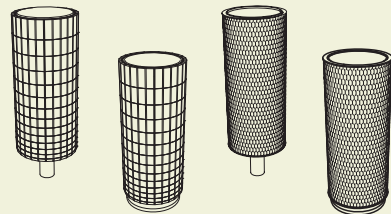
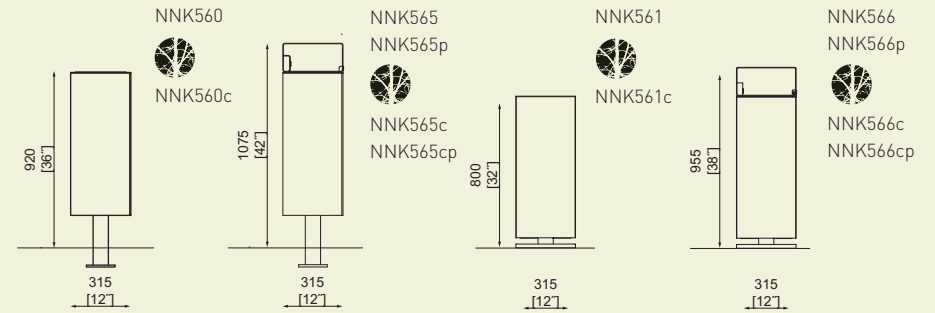


50L 13 gal

NNK560/561/565/566

Litter receptacle/with cover

steel frame, covered with HPL or HPL individual decor – a possibility to apply any graphic theme – optionally with stainless-steel cigarette extinguisher and ashtray


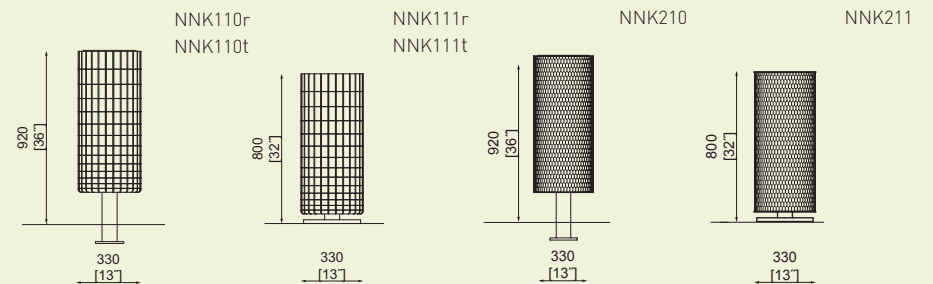


45L 11 gal

NNK110/111/210/211

Litter receptacle

steel frame, covered with wooden slats / covered with stretched steel sheet, anchoring onto the ground

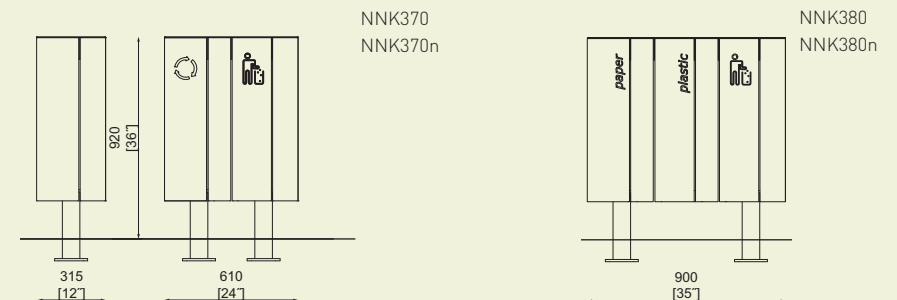


2x50L 3x50L 2x13 gal 3x13 gal

NNK370/380

Double / Triple litter receptacle

steel body, covered with steel or stainless-steel sheet



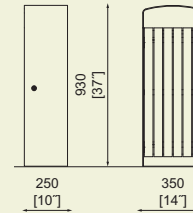

Galvanized steel frame treated with powder coating. Doors made of wooden slats, perforated steel or stainless-steel sheet or HPL. Galvanized liner. Galvanized steel liner or stainless-steel rim to hold the plastic bag. Surface mounted.

45L 11 gal

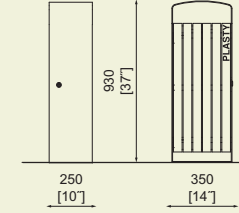
PRX115/116

Litter receptacle with cover

steel outer frame, door made of wooden slats



PRX115r
PRX115t
PRX115y



PRX116r
PRX116t
PRX116y

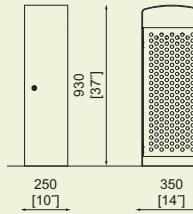
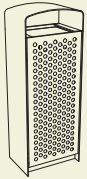


45L 11 gal

PRX145

Litter receptacle with cover

steel outer frame, door made of perforated steel sheet



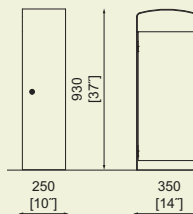
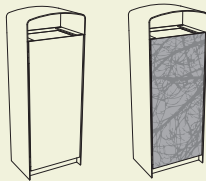
PRX145
PRX145n

45L 11 gal

PRX155

Litter receptacle with cover

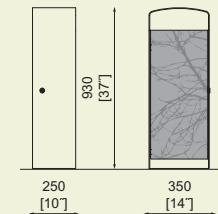
steel body, door made of HPL or HPL individual decor – a possibility to apply any graphic theme



PRX155



PRX155c

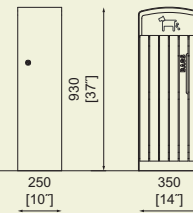



45L 11 gal BAG

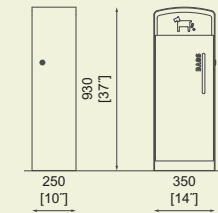
PRX118/148

Litter receptacle for dog excrements


steel outer frame, door made of wooden slats / steel sheet



PRX118r
PRX118t
PRX118y



PRX148
PRX148n

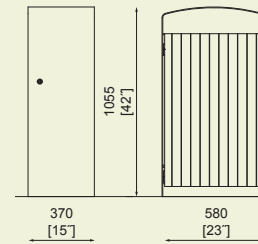


120L 31 gal

PRX315/B315/316/B316

Litter receptacle with cover

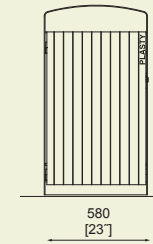
steel outer frame, door made of wooden slats



PRX315r
PRX315t

PRX315y
PRX-B315y

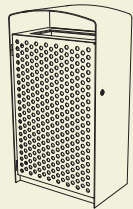
PRX-B315r
PRX-B315t



PRX316r
PRX316t

PRX316y
PRX-B316y

PRX-B316r
PRX-B316t

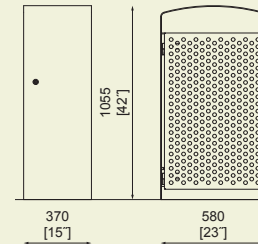


120L 31 gal

PRX345/B345

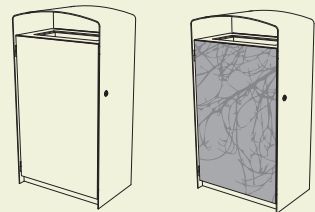
Litter receptacle with cover

steel outer frame, door made of perforated steel sheet



PRX345
PRX345n

PRX-B345
PRX-B345n

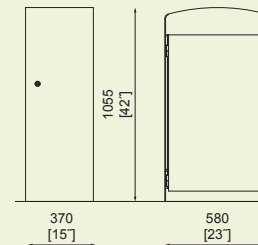


120L 31 gal

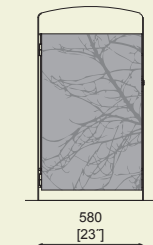
PRX355/B355

Litter receptacle with cover

steel body, door made of HPL or HPL individual decor
- a possibility to apply any graphic theme



PRX355
PRX-B355

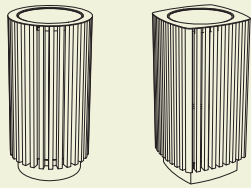


PRX355c
PRX-B355c



QUINBIN

Combined steel-aluminum structure supports covering made from galvanized steel sheets, aluminum profiles or wooden slats. The top cover is secured with a lock. The one-piece inner liner is made from durable plastic.

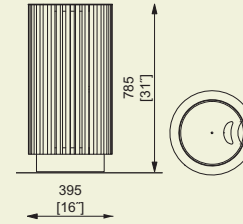


50L 13 gal

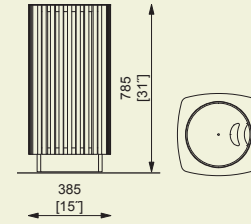
QB110/140

Litter receptacle

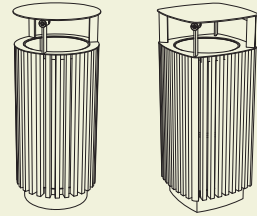
steel frame, covering made of wooden slats



QB110r
QB110t
QB110twj
QB110y



QB140r
QB140t
QB140twj

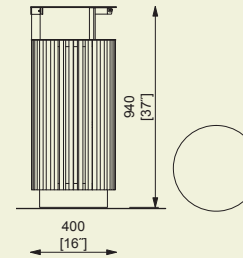


50L 13 gal

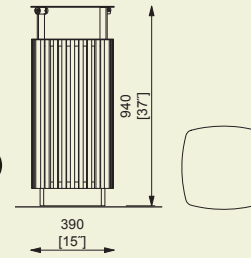
QB115/145

Litter receptacle with rain cover

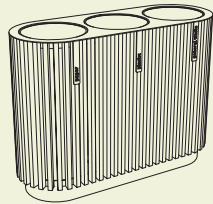
steel frame, covering made of wooden slats
- alternatively with stainless-steel cigarette extinguisher and ashtray



QB115r
QB115t
QB115twj
QB115rp
QB115tp
QB115twjp
QB115y
QB115yp



QB145r
QB145t
QB145twj
QB145rp
QB145tp
QB145twjp

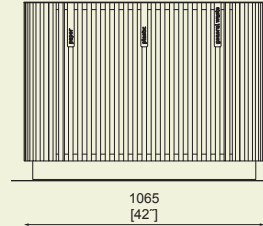
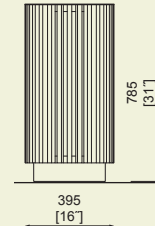


3x50L 3x gal

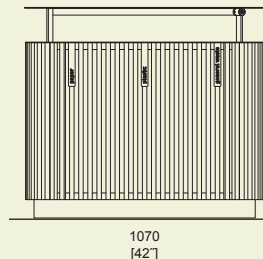
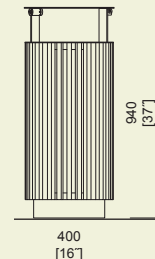
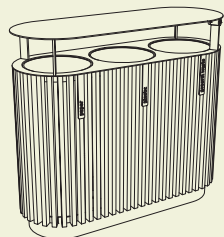
QB610/615

Triple litter receptacle for sorted waste / with cover

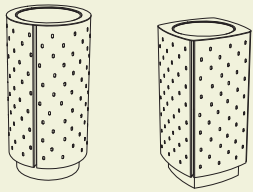
steel frame, covering made of wooden slats



QB610r
QB610t
QB610twj
QB610y



QB615r
QB615t
QB615twj
QB615y

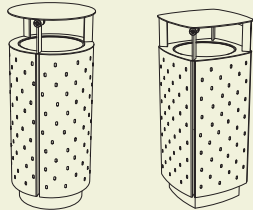


50L 13 gal

QB410/440

Litter receptacle

steel frame, covering made of perforated steel or stainless-steel sheet

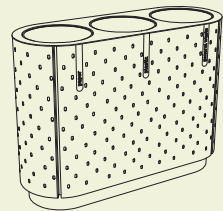


50L 13 gal

QB415/445

Litter receptacle with rain cover

steel frame, covering made of perforated steel or stainless-steel sheet – alternatively with stainless-steel cigarette extinguisher and ashtray

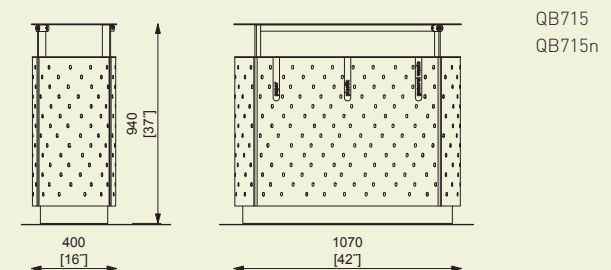
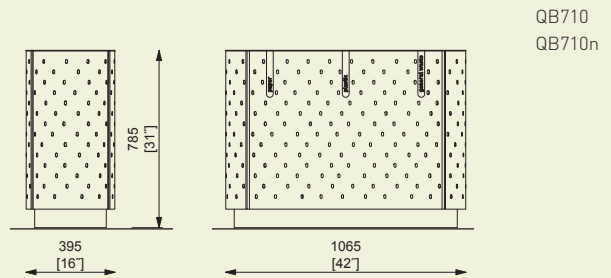
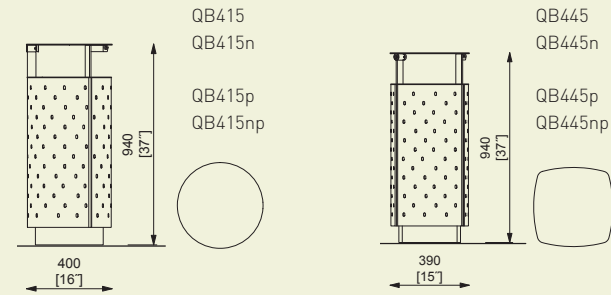
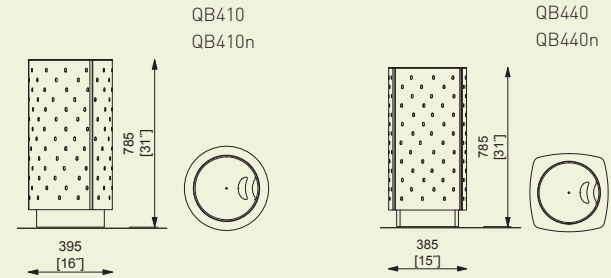
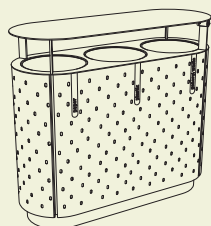


3x50L 3x13 gal

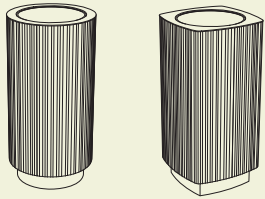
QB710/715

Triple litter receptacle for sorted waste / with cover

steel frame, covering made of perforated steel or stainless-steel sheet



QUINBIN

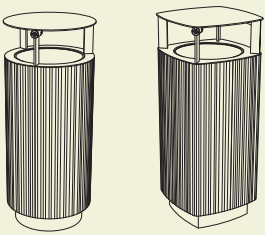
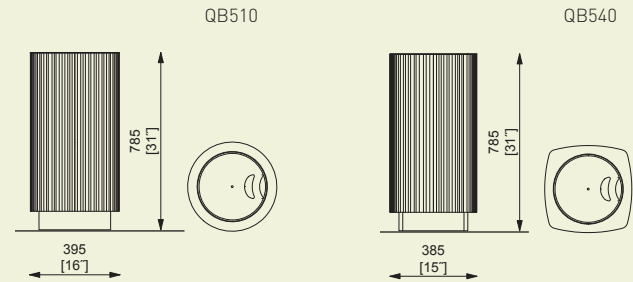


50L 13 gal

QB510/540

Litter receptacle

steel frame, covering made of extruded aluminum profile

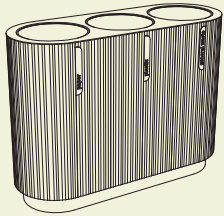
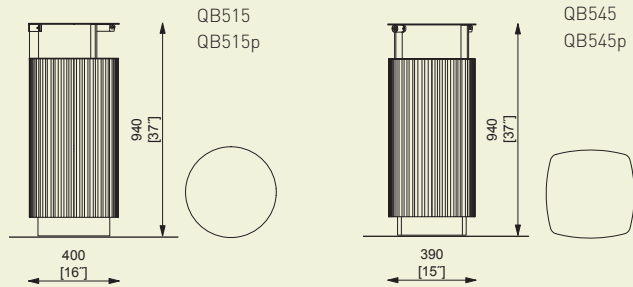


50L 13 gal

QB515/545

Litter receptacle with rain cover

steel frame, covering made of extruded aluminum profile – alternatively with stainless-steel cigarette extinguisher and ashtray

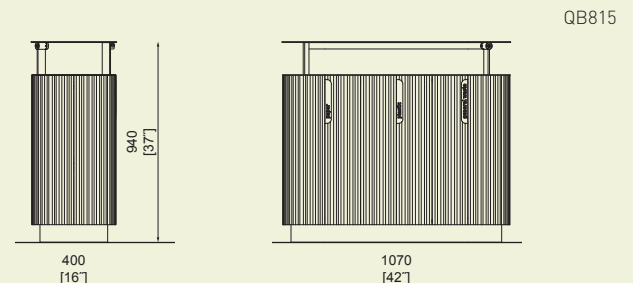
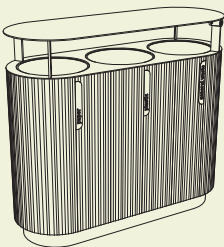
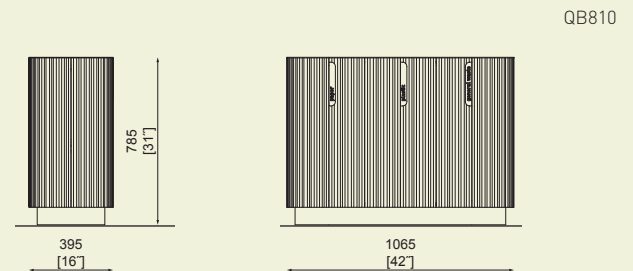


3x50L 3x13 gal

QB810/815

Triple litter receptacle for sorted waste / with cover

steel frame, covering made of extruded aluminum profile




RADIUM

Galvanized steel frame treated with powder coating. The cover includes a stainless-steel ash receptacle. Galvanized liner. Surface mounted.



Radium → 320

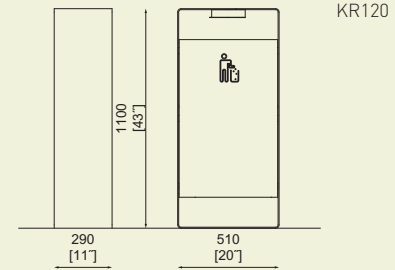


55L 14 gal

KR120

Litter receptacle

body made of steel sheet, ashtray with stainless-steel cigarette extinguisher



SWISSBIN

Galvanized steel frame treated with powder coating. Galvanized liner. Surface mounted or free standing (with inserted weight in the base).

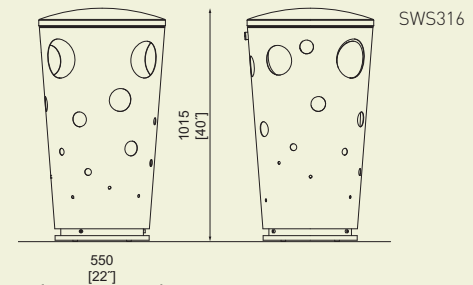



80L 21 gal

SWS315/316

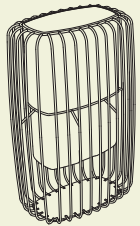
Litter receptacle with cover

steel body with integrated cover, anchored SWS315 or self-standing SWS316



TLESK

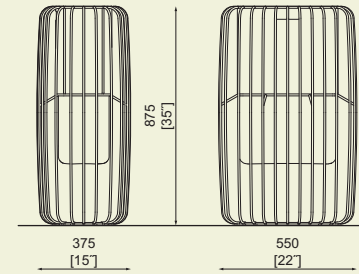
Galvanized steel rounds treated with powder coating. It is either with the flexible band holding the plastic bag in or with a durable plastic liner. Surface mounted.



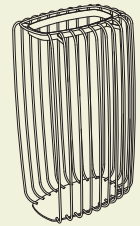
45l 11 gal
KTK100

Litter receptacle

steel structure, plastic liner,
optionally with ashtray or stainless-steel cigarette extinguisher



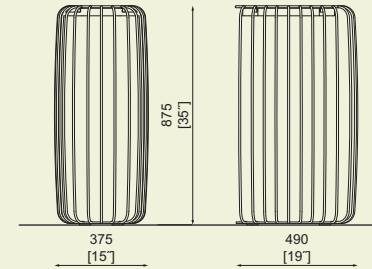
KTK100
KTK100p



75l 19 gal BAG
KTK-B100

Litter receptacle

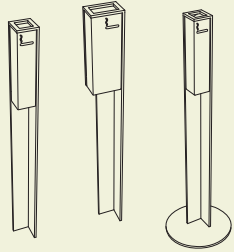
steel structure, frame for plastic bag attachment,
optionally with ashtray or stainless-steel cigarette extinguisher



KTK-B100
KTK-B100p



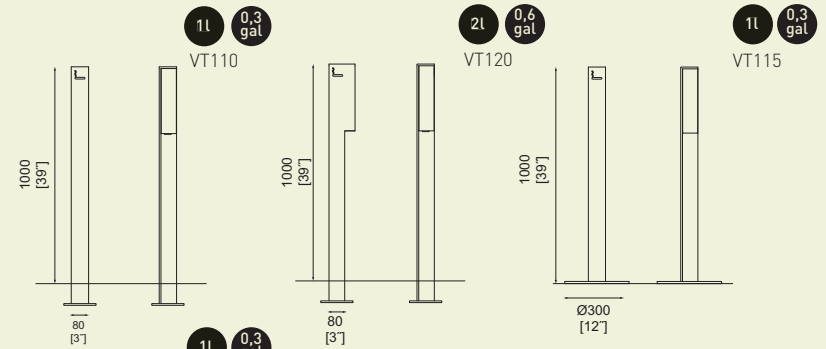
Galvanized steel L-profile treated with powder coating holds a lockable stainless-steel box or bag dispenser. Anchored under the ground or free standing.



VT110/120/115

Ashtray / Moveable ashtray

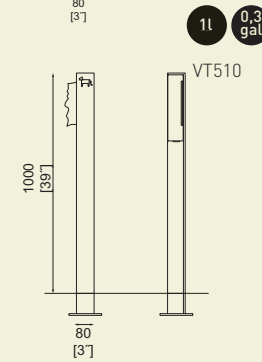
steel bollard, stainless-steel ashtray with cigarette extinguisher



VT510

Independent carrier for plastic bags for dog excrements

steel bollard, stainless-steel box for plastic bags



BOLLARDS GUARDRAILS

CYDLIMIT 380 (179) . **DONAT** 381 (170) . **ELIAS** 383 (172) . **ISAC** 384 (175) . **LOT** 384 (176) . **LOTLIMIT** 385 (178) . **MIELON** 386 (174)



Cyclimit



Donat



Elias



Isac



Lot



Lotlimit



Mielon

CYDLIMIT

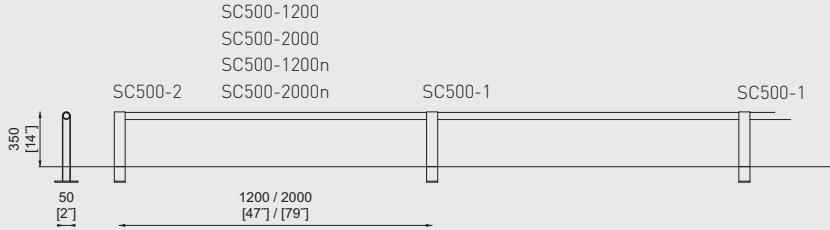
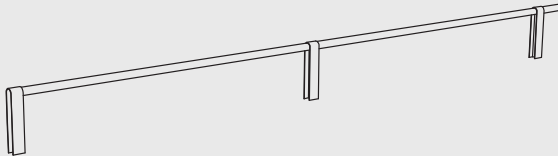
Galvanized steel structure treated with powder coating. Available with stainless-steel cables. Anchored under the ground or surface mounted.



SC500

Lowered railing

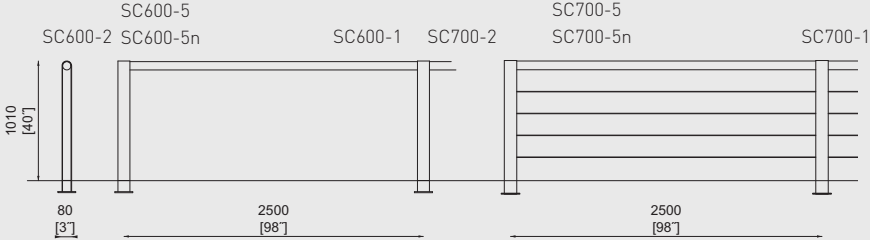
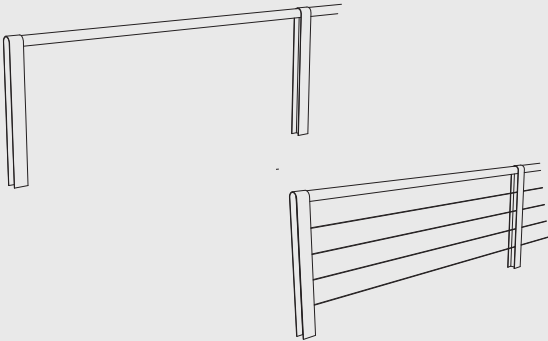
steel structure, steel or stainless-steel tube



SC600/700

Railing with tube/stainless-steel wires

steel structure, steel or stainless-steel tube/
stainless-steel wires



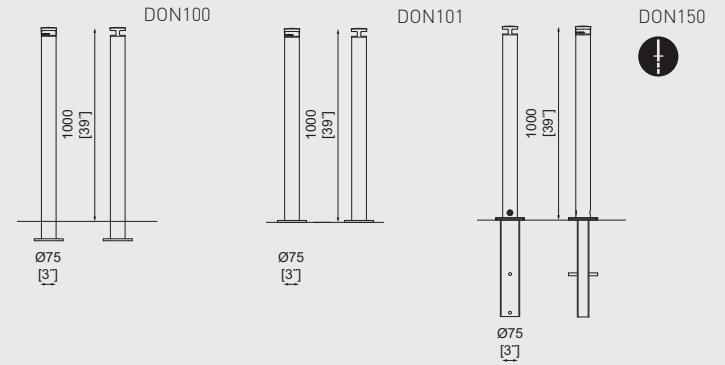
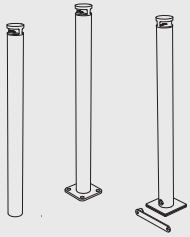
DONAT

Galvanized steel structure treated with powder coating. The top cover made of recycled and fully recyclable cast aluminum, optionally treated powder coated. Available with low-voltage LED lighting. Possibility to connect the bollards between each other with a steel chain. Surface mounted, anchored under the ground or removable. The removable model is operated using a quick-release key.

DON100 / 101 / 150

Bollard

steel structure, head made of aluminum



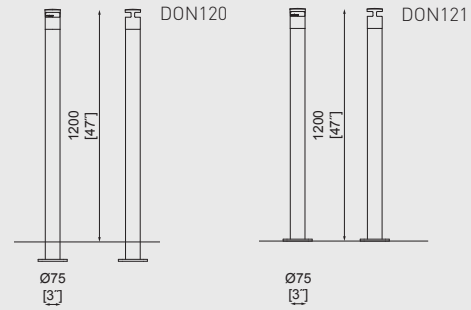
DONAT



DON120/121

Bollard

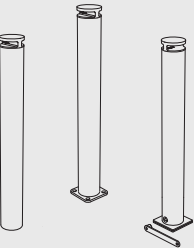
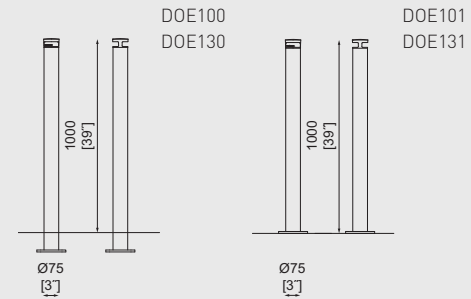
steel structure, head made of aluminum



DOE100/101/130/131

Illuminated bollard

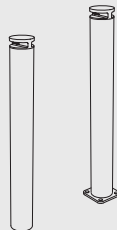
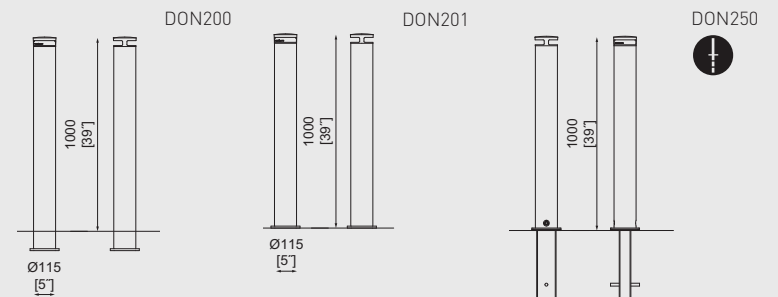
steel structure, head made of aluminum, LED illumination



DON200 / 201 / 250

Bollard

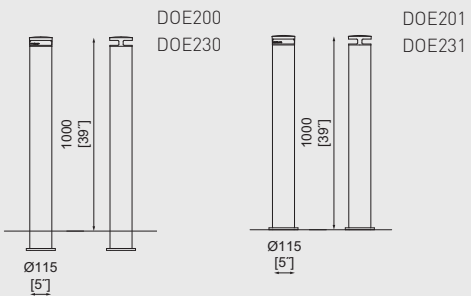
steel structure, head made of aluminum



DOE200/201/230/231

Illuminated bollard

steel structure, head made of aluminum, LED illumination



ELIAS

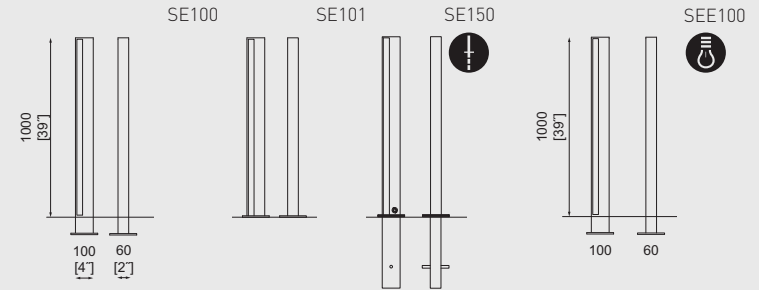
Galvanized steel structure treated with powder coating. An embossed municipal emblem made of zinc alloy is available upon request. Optionally with low-voltage LED lighting. Surface mounted, anchored under the ground or removable. The removable model is operated using a quick-release key.



SE100/101/150/SEE100

Bollard / Illuminated bollard

steel structure, LED illumination



SE105/106/155

Bollard with municipal emblem

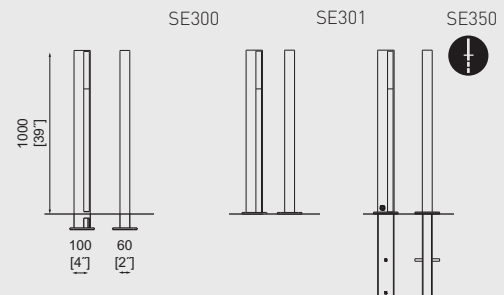
steel structure, zinc alloy municipal emblem



SE300/301/350

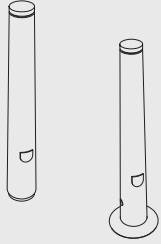
Bollard / Removable bollard

steel structure, removable aluminum insert with reflective foil



ISAC

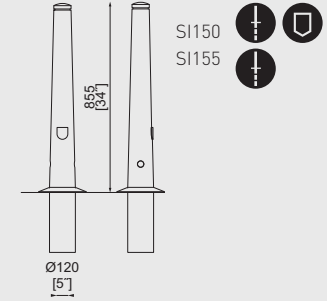
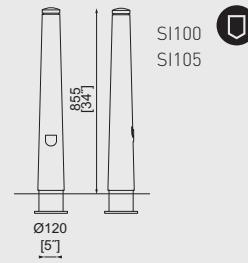
Recycled and fully recyclable cast aluminum structure treated with powder coating.
An embossed municipal emblem made of zinc alloy is available upon request. Anchored under the ground or removable. The removable model is operated using a quick-release key.



SI100/105/150/155


Bollard

aluminum body with municipal emblem / without municipal emblem



LOT

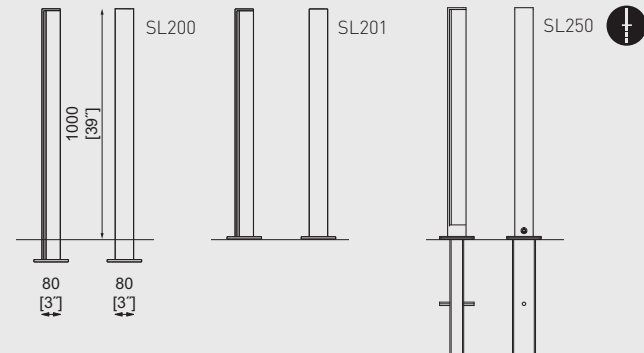
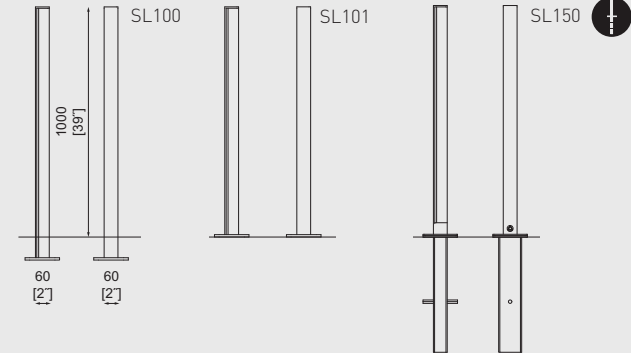
Possibility to connect the bollards between each other with a steel chain. Surface mounted, anchored under the ground or removable. The removable model is operated using a quick-release key.



SL100/101/150/200/201/250

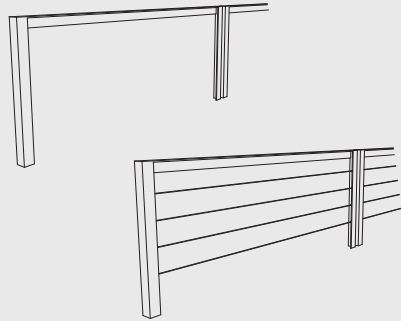
Bollard

steel structure



LOTLIMIT

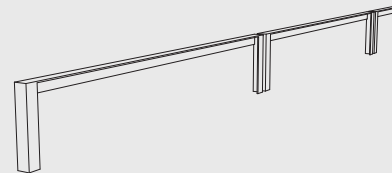
Galvanized steel L-profiles (60 or 80mm) treated with powder coating. Available with steel tube rail. Anchored under the ground.



SL600/650

Railing/railing with wires

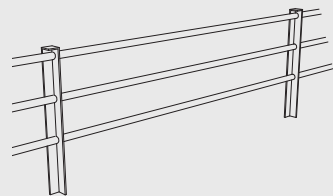
steel structure/four stainless-steel wires



SL503

Lowered railing

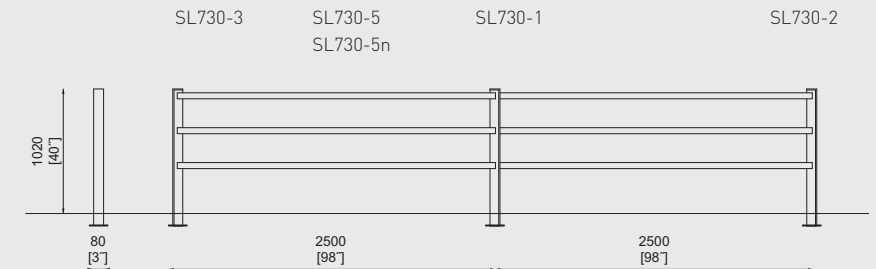
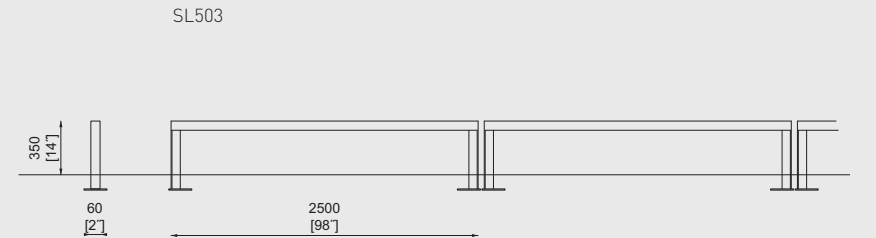
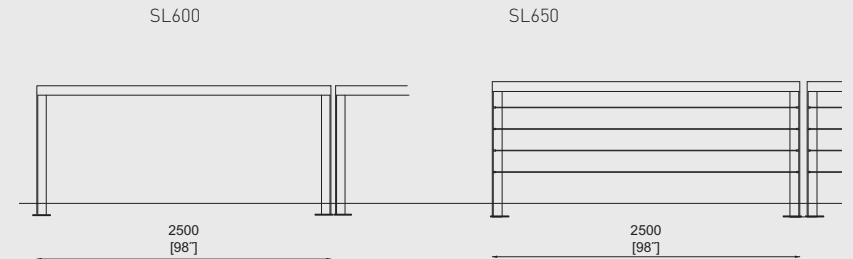
steel structure



SL730

Railing with tubes

steel structure/three steel or stainless-steel tubes



MIELON

The bollard body is made of cast aluminum.



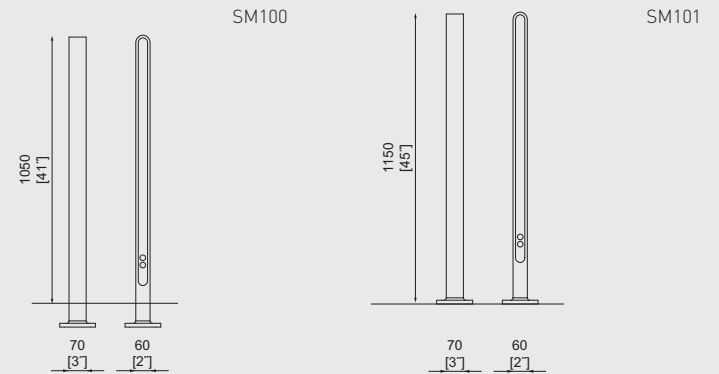
Miela → 290



SM100/101

Bollard


cast aluminum body





BIKE SCOOTER RACKS

BIKEBLOCQ ³⁹⁰ [188] . **BIKEPARK** ³⁹⁰ [191] . **EDGETYRE** ³⁹¹ [192] . **ELK** ³⁹² [186] . **GOMEZ** ³⁹² [184] . **LOTLIMIT** ³⁹² [189] . **TROT** ³⁹⁴ [182] . **VELO** ³⁹⁷ [190]



Bikeblocc



Bikepark




Edgetyre



Elk




Gomez



Lotlimit



Trot



Velo

BIKEBLOCQ

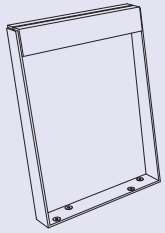
Galvanized steel structure treated with powder coating. The horizontal beam is made of wooden slats. Surface mounted.



Blocq → 269



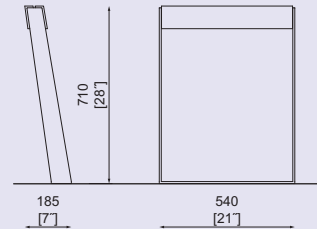
Eblocq → 276



BBQ110

Bike rack

steel structure with wooden element



BBQ110r
BBQ110t
BBQ110twj

BIKEPARK

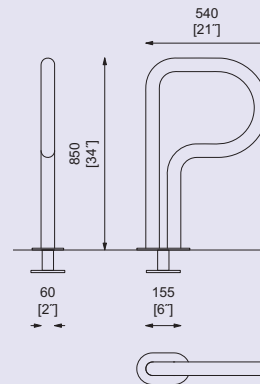
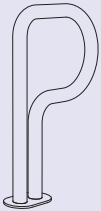
Galvanized steel tube treated with powder coating. Anchored below the ground.



BPK110/140

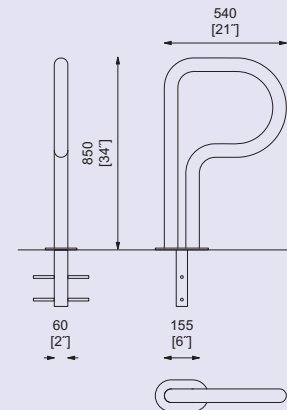
Bike rack

steel structure



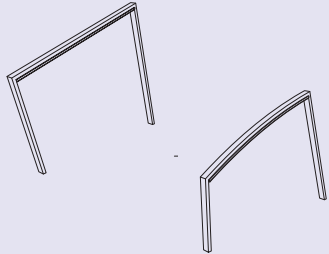
BPK140

BPK110



EDGETYRE

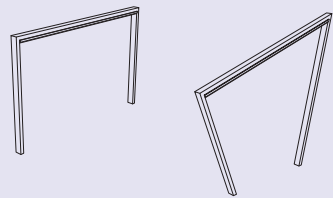
Galvanized steel structure treated with powder coating. With durable rubber (EPDM) belt in the upper horizontal part. Anchored under the ground or surface mounted.



STE110/210

Bike rack

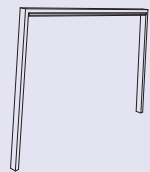
steel structure, rubber support / adjusted for surface mounting



STE310/410

Bike rack

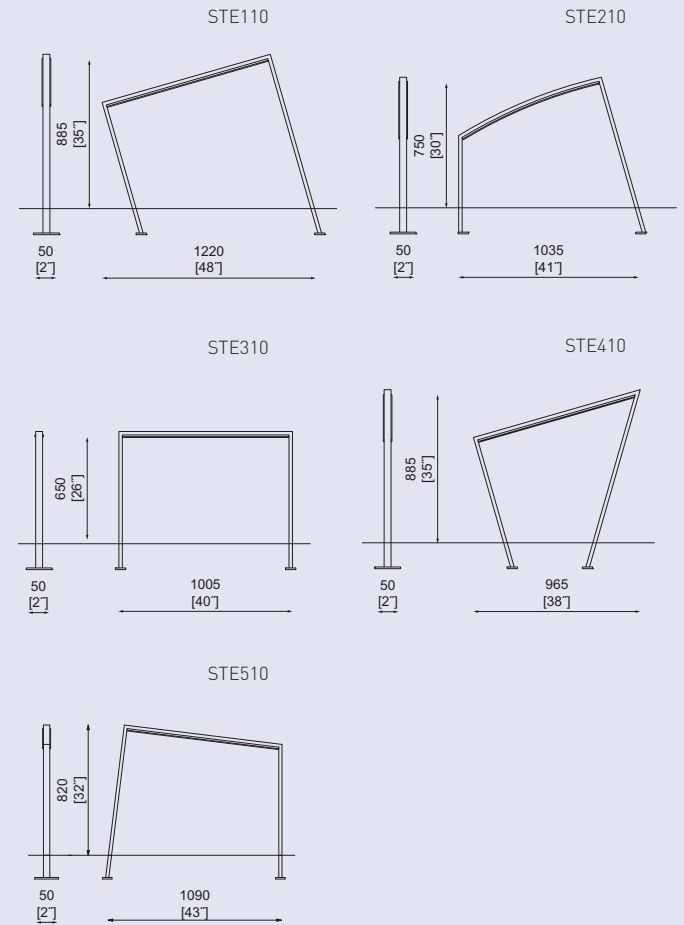
steel structure, rubber support / adjusted for surface mounting



STE510

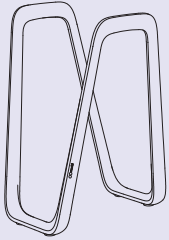
Bike rack

steel structure, rubber support / adjusted for surface mounting



ELK

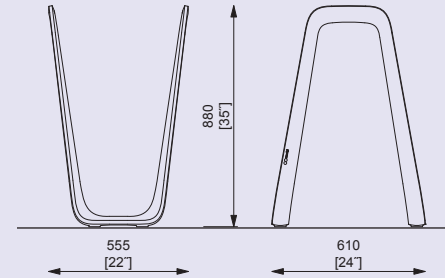
Recycled and fully recyclable cast aluminum structure. Suitable for up to three bicycles. Surface mounted.



ELK110

Bike rack

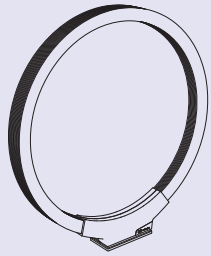
cast aluminum



ELK110

GOMEZ

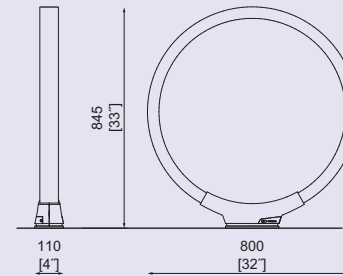
Galvanized structure is covered with a durable rubber (EPDM) profile, with recycled and fully recyclable aluminum bracket for surface mounting.



GMZ110

Bike rack

steel and rubber structure, cast aluminum



GMZ110

LOTLIMIT

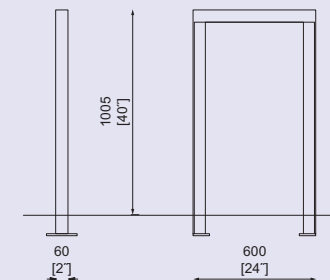
Galvanized steel structure treated with powder coating. Anchored under the ground.



SL505

Bike rack

steel structure



SL505




TROT

Steel galvanized structure treated with powder coating. The filling of the support from recycled material protects scooters from damage. Setup for at least 4 scooters, with wall mounting, surface mounting, or free-standing.


bike stand STE110



STR110



STR120



STR111



STR113



STR112



STR115



STR117

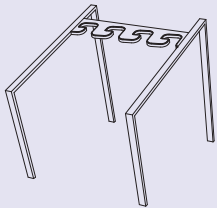


STR119



STR115

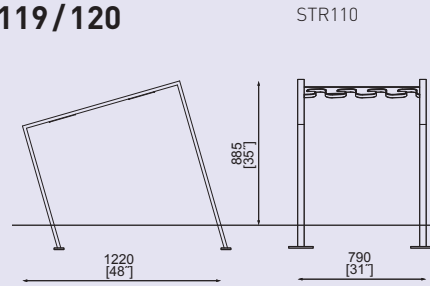




STR110/111/112/113/114/115/117/119/120

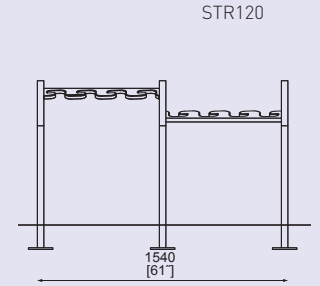
Stand / Connected scooter stand

steel structure, recycled material support padding, designed for up to 4 scooters

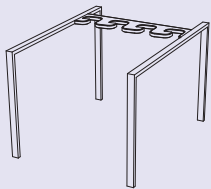


STR110

- STR111
- STR112
- STR113
- STR114
- STR115
- STR117
- STR119



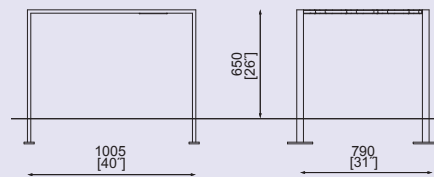
STR120



STR310/311/312/313/314/315/317/319/320

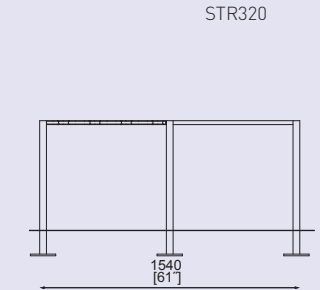
Stand / Connected scooter stand

steel structure, recycled material support padding, designed for up to 4 scooters

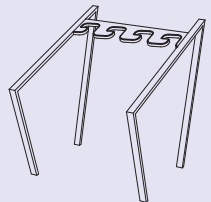


STR310

- STR311
- STR312
- STR313
- STR314
- STR315
- STR317
- STR319



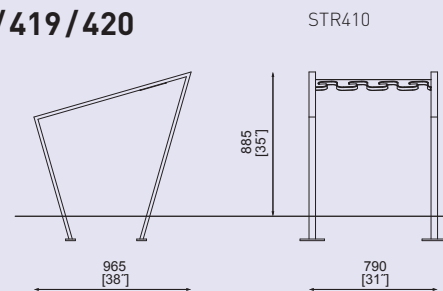
STR320



STR410/411/412/413/414/415/417/419/420

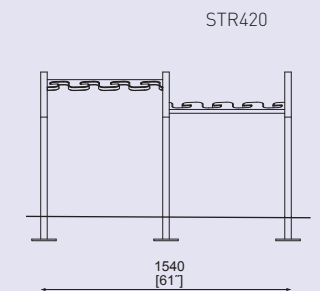
Stand / Connected scooter stand

steel structure, recycled material support padding, designed for up to 4 scooters



STR410

- STR411
- STR412
- STR413
- STR414
- STR415
- STR417
- STR419



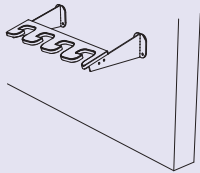
STR420

4

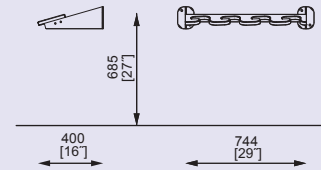
STR610/611

Wall-mounted Scooter stand

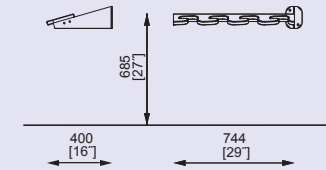
steel structure, recycled material support padding, designed for up to 4 scooters



STR610



STR611

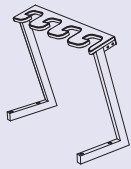


4

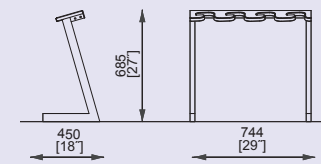
STR710/711

Scooter stand

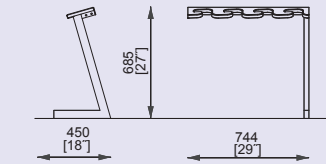
steel structure, recycled material support padding, designed for up to 4 scooters



STR710



STR711

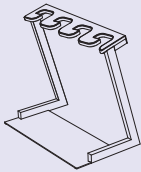


4

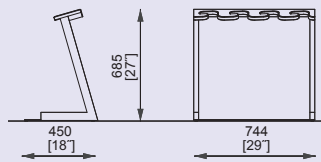
STR810

Scooter stand

steel structure, recycled material support padding, designed for up to 4 scooters

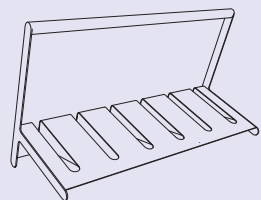


STR810



VELO

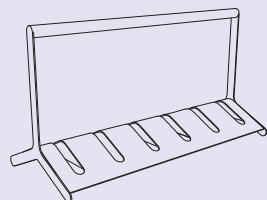
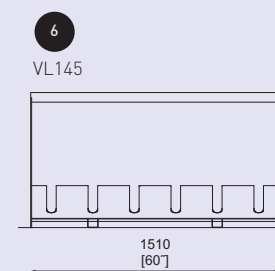
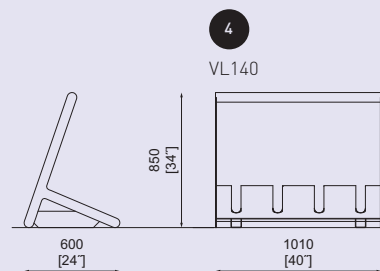
Galvanized steel structure treated with powder coating. Available in two sizes for four or six bicycles. With horizontal rail for locking the bicycles. Surface mounted or free standing.



VL140/145

One-sided bike rack with bar

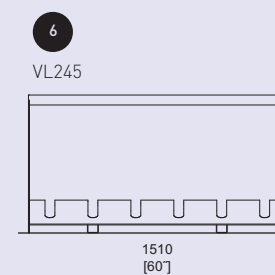
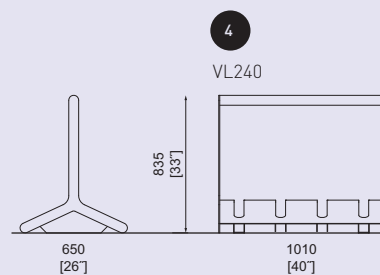
steel structure



VL240/245

Two-sided bike rack with bar

steel structure



TREE GRIDS & GUARDS PLANTERS DRINKING FOUNTAINS DISPENSERS

ARBOTTURA 400 (204) . **FLORIUM** 402 (212) . **FONS** 403 (216) . **HYDRO** 403 (215)
KVĚTA 404 (210) . **MALAGENO** 405 (208) . **POLYS** 406 (200) . **SANIT** 408 (214) . **SINUS** 408 (206) . **TYP0** 410 (196)



Arbottura



Florium



Fons



Hydro



Květa



Malageno



Polys



Sanit



Sinus



Typo

ARBOTTURA

Hot-dip galvanized steel structure without powder coating. Anchoring base frame is included with the tree grate.



ART360/361/365/366

Tree grate

steel structure



ART320/321/325/326

Tree grate

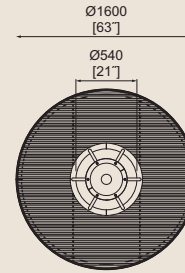
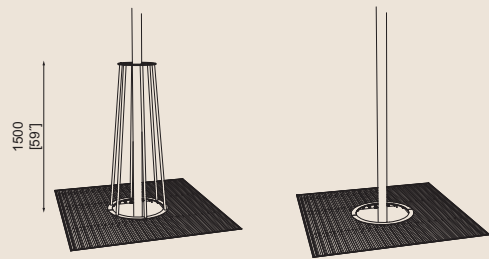
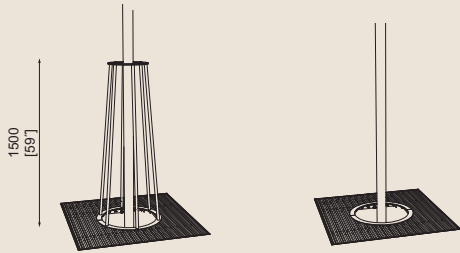
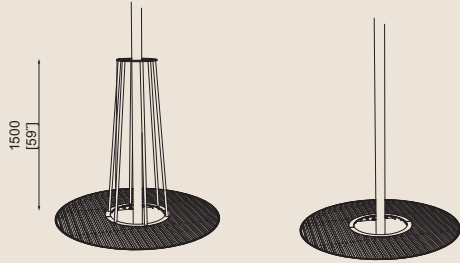
steel structure



ART370/371/375/376

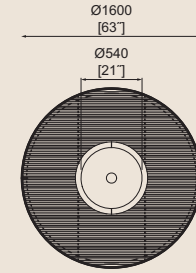
Tree grate

steel structure



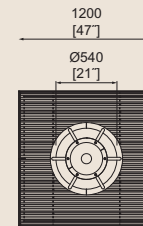
ART360

ART365



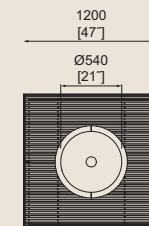
ART361

ART366



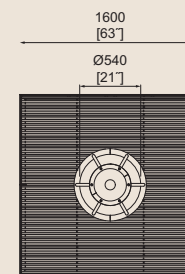
ART320

ART325



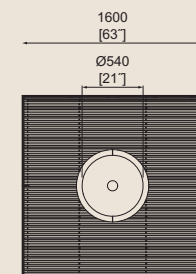
ART321

ART326



ART370

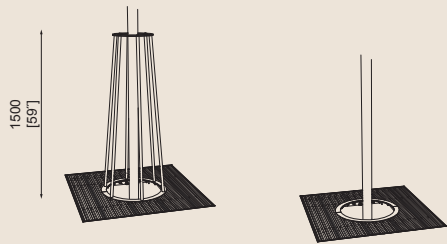
ART375



ART371

ART376

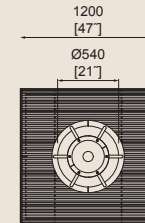




ART-C330/C331

Tree grate

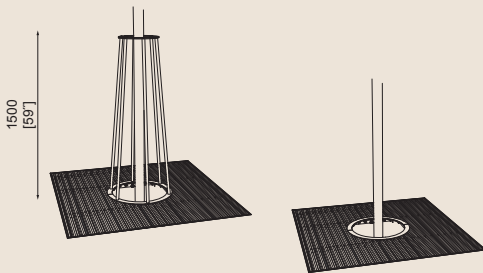
steel structure, contains four colored slats



ART-C330



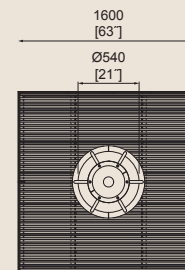
ART-C331



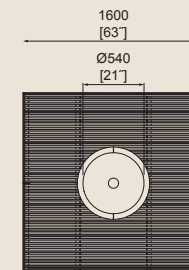
ART-C380/C381

Tree grate


steel structure, contains six colored slats



ART-C380



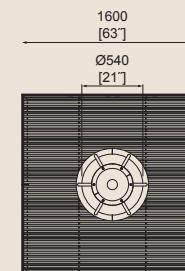
ART-C381



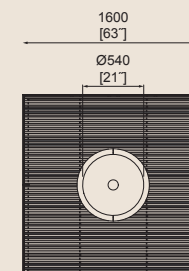
ART-C390/C391

Tree grate

steel structure, contains twelve colored slats



ART-C390



ART-C391

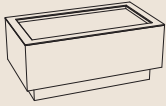
FLORIUM

Galvanized steel structure treated with powder coating. Covering made of galvanized steel sheet treated with powder coating or wooden slats. Galvanized inner liner. Surface mounted.

FL510 / 520

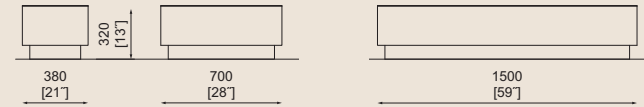
Planter

steel structure, covered with steel sheet



35l 9gal
FL510

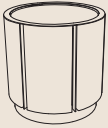
2x40l 2x10gal
FL520



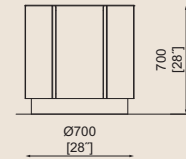
FL870

Planter

steel structure, covered with steel sheet



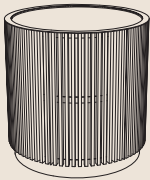
164l 42gal
FL870



FL670/671

Planter

steel structure, covered with wooden slats

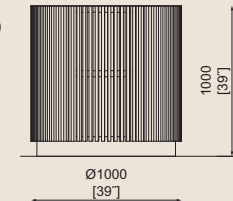


170l 44gal

FL670r
FL670t
FL670twj
FL670y

560l 147gal

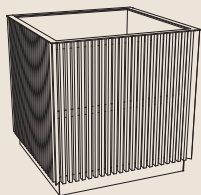
FL671r
FL671t
FL671twj
FL671y



FL650/651

Planter

steel structure, covered with wooden slats

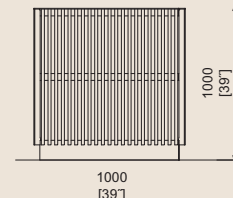
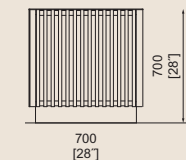


210l 55gal

FL650r
FL650t
FL650twj
FL650y

716l 189gal

FL651r
FL651t
FL651twj
FL651y



FONS

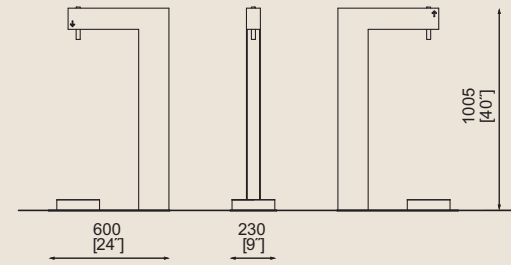
The body of the drinking fountain is made of a galvanized steel structure treated with powder coating, with a drain channel and a bowl for animals made of stainless-steel.



FNS110

Drinking fountain with bowl

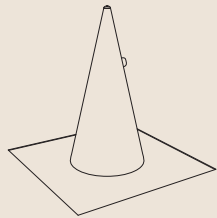
steel structure, stainless-steel drain channel and bowl



FNS110

HYDRO

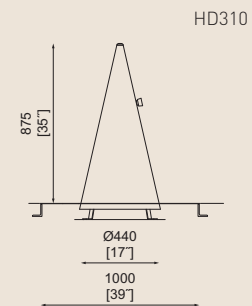
Stainless-steel structure.



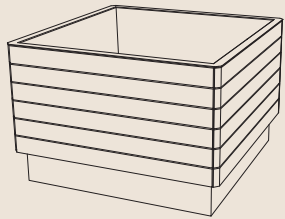
HD310

Conical drinking fountain

stainless-steel structure




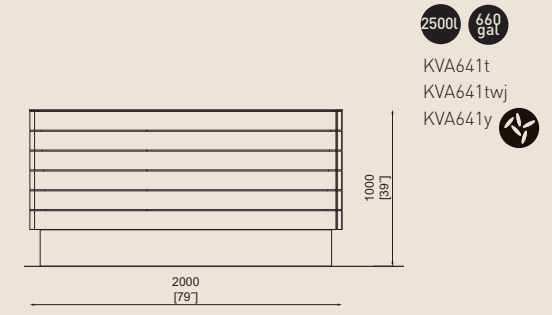
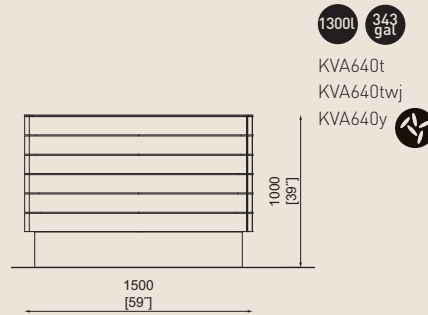
Galvanized steel structure treated with powder coating. Covering made of wooden slats. Galvanized liner. Free standing on adjustable stainless-steel legs.



KVA640 / 641

Planter

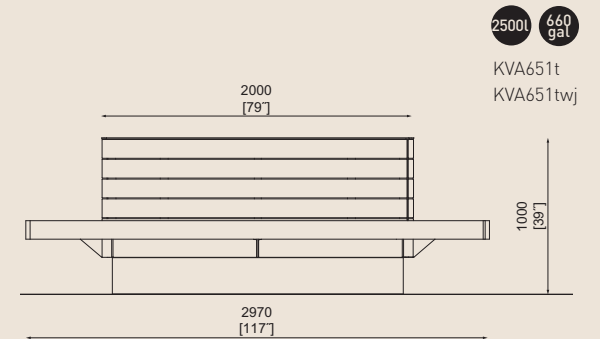
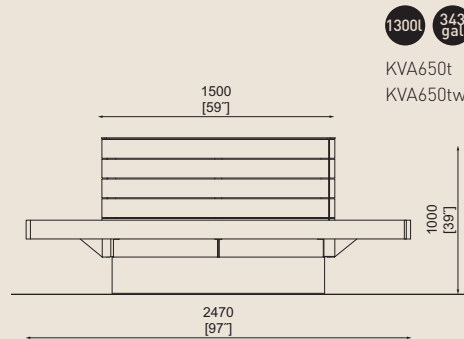
steel structure, wooden boards



KVA650 / 651

Planter with a seat

steel structure, wooden boards



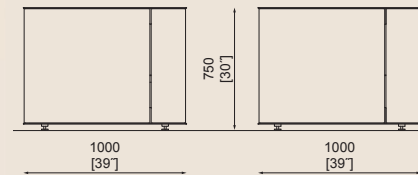
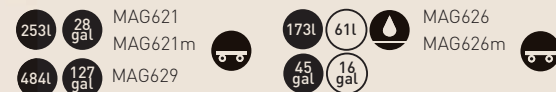
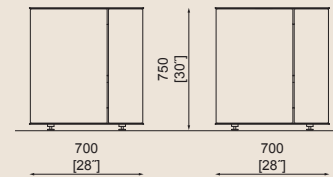
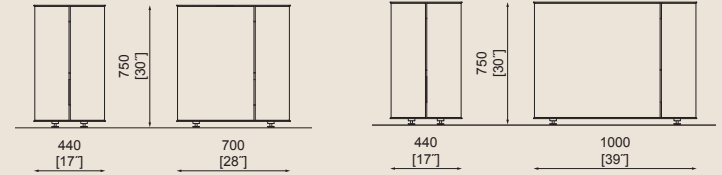
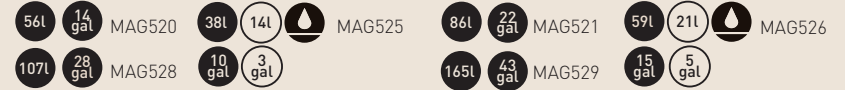

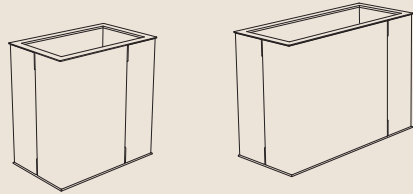
MALAGENO

Galvanized steel structure treated with powder coating. Covering made of bent aluminum sheets treated with powder coating. Galvanized liner with a self-irrigation system. Free standing on adjustable stainless-steel legs, alternatively with wheels.

MAG520/521/525/526/528/529 620/621/625/626/628/629

Planter


steel structure, covered with aluminum steel sheet, versions without self-irrigation system are available with 14 or 28 gallons / 22 or 43 gallons, 28 or 53 gallons / 66 or 127 gallons inner bin



POLYS

Aluminum tubes with powder coating are inserted into a steel structure with stainless-steel legs for placement on uneven surfaces. Plastic recyclate and non-woven fabric wrap in a variant with an irrigation system. The roots of the plants are protected against freezing in winter and overheating in summer thanks to the insulation system.





POL125/126/127/155/156/157

Plant container

steel base with platform,
aluminum sheathing

69L 18 gal POL155

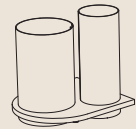
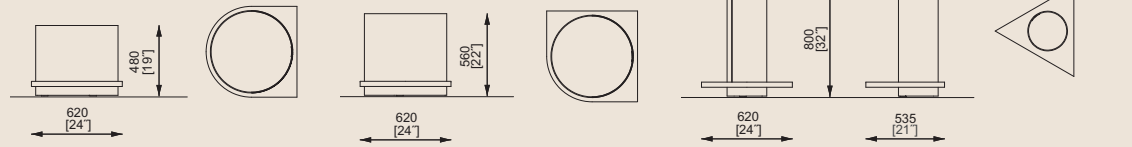
53L 14 gal POL125

69L 18 gal POL156

53L 14 gal POL126

15L 4 gal POL157

12L 3 gal POL127



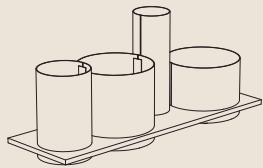
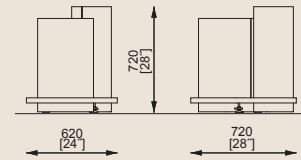
POL225/255

Set of two plant containers

steel base with platform,
aluminum sheathing

31/5L 8/3 gal POL255

24/12L 6/3 gal POL225



POL425/455

Set of four plant containers

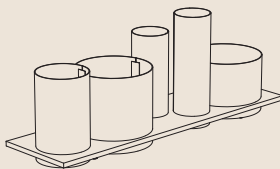
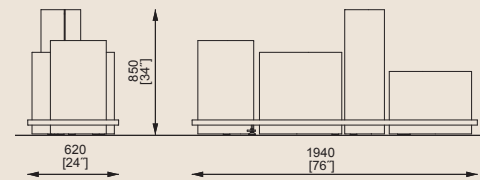
steel base with platform,
aluminum sheathing

31/69/15/69L

8/18/3/18 gal POL455

24/53/12/53L

6/14/3/14 gal POL425



POL525/555

Set of five plant containers

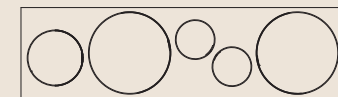
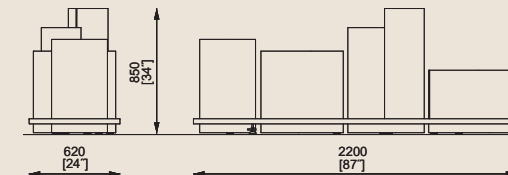
steel base with platform,
aluminum sheathing

31/69/15/15/69L

8/18/3/3/18 gal POL555

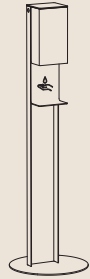
24/53/12/12/53L

6/14/3/3/14 gal POL525



SANIT

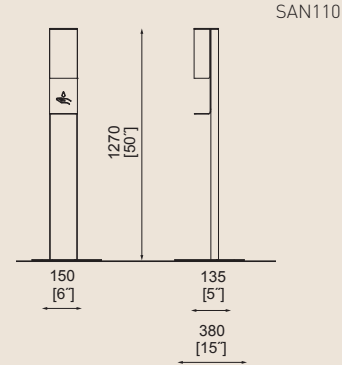
Lightweight unanchored aluminum structure treated with powder coating. Stainless-steel holder with aluminum doors for touchless dispensing of disinfectants.



SAN110

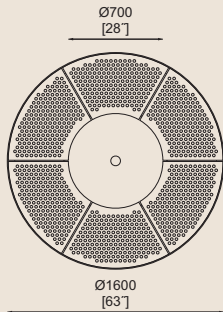
Disinfection stand

aluminum column, stainless-steel disinfection box with aluminum door



SINUS

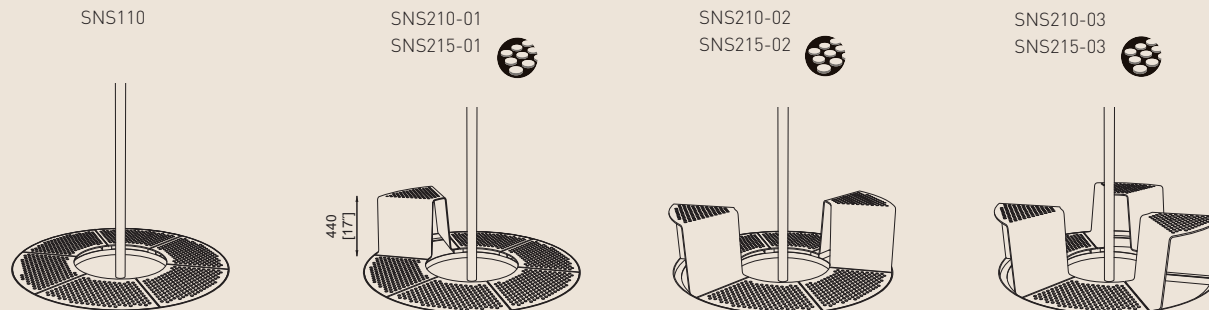
Hot-dip galvanized steel structure with or without powder coating. Anchoring base frame is included with the tree grate.



SNS110 / 210-01 / 210-02 / 210-03 / 215-01 / 215-02 / 215-03

Multifunction tree grate

steel structure, seats made of perforated steel sheet, optionally Citépin plugs





TYP0

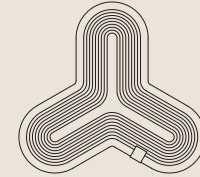
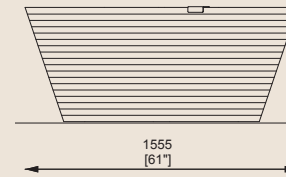
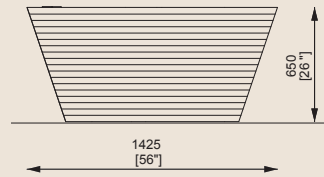
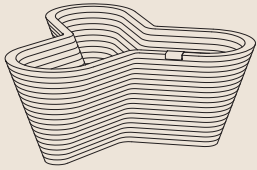
Eight shapes of planters, made by 3D concrete printing technology, with a poured bottom. Stainless-steel plate with logo and adjustable legs for uneven surfaces. It can be supplemented with an irrigation system.

380L 100 gal

TYP100/105

Planter

3D printed concrete plant container



TYP100
TYP105


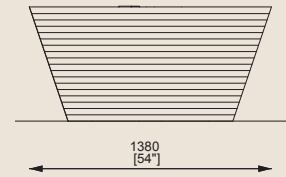
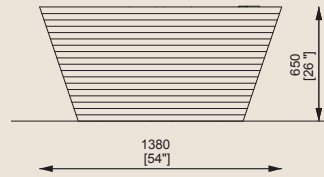



480L 127 gal

TYP200/205

Planter

3D printed concrete plant container



TYP200
TYP205

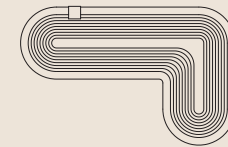

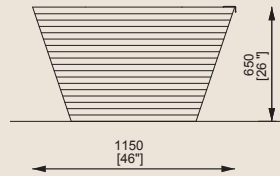
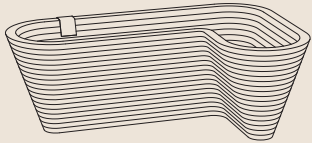


400L 106 gal

TYP300/305

Planter

3D printed concrete plant container



TYP300
TYP305

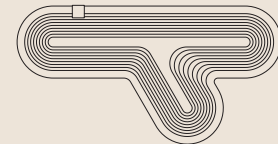
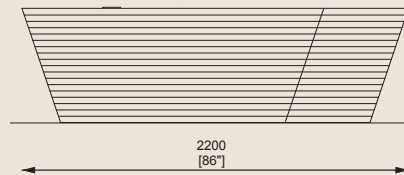
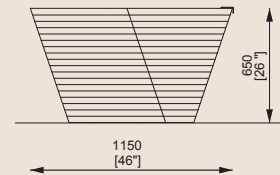



490L 129 gal

TYP400/405

Planter

3D printed concrete plant container



TYP400
TYP405

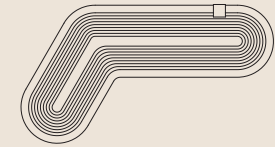

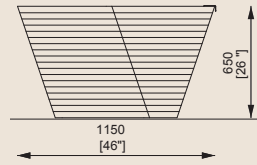
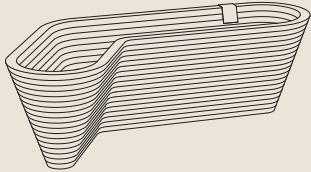


420l 111 gal

TYP500/505

Planter

3D printed concrete plant container



TYP500
TYP505

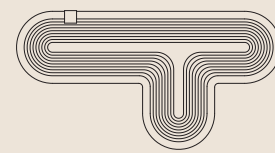
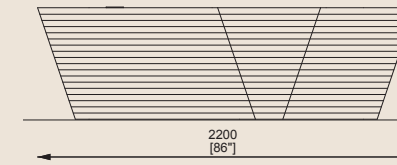
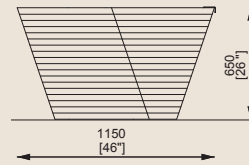
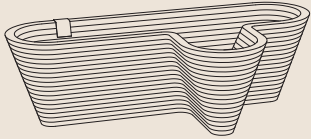


480l 127 gal

TYP600/605

Planter

3D printed concrete plant container



TYP600
TYP605

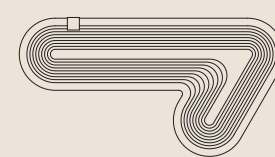
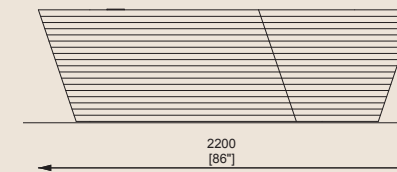
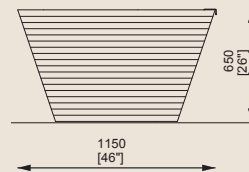
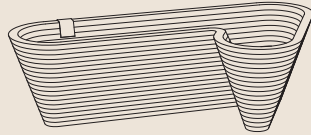


670l 177 gal

TYP700/705

Planter

3D printed concrete plant container



TYP700
TYP705

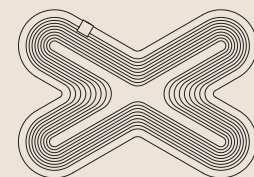

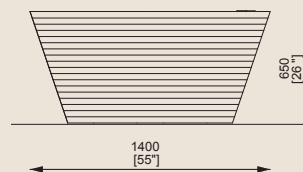
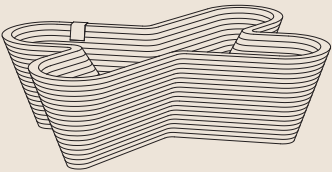


490l 129 gal

TYP800/805

Planter

3D printed concrete plant container




TYP800
TYP805



INFORMATION PANELS

C-LIGHT IF 414 [220] . **CLIG** 415 [222] . **EGERO** 416 [224] . **OS** 416 [225] . **POSTERION** 417 [223]



C-light IF



Clig



Posterior




Egero



Os

C-LIGHT IF

Galvanized steel structure treated with powder coating; tempered glass, anchored under the ground.



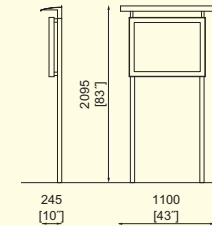
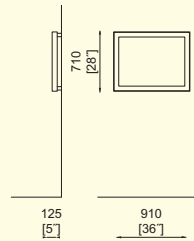
IF110/120/130

Information panel

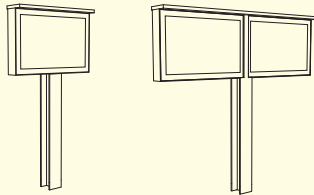
steel structure, tempered glass



IF110m
IF110s



IF120m
IF120s
IF130m
IF130s

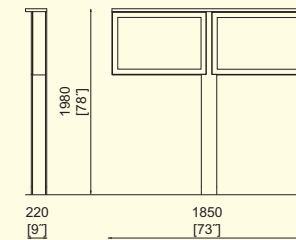
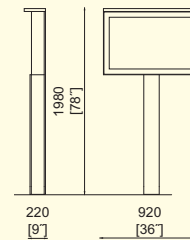


IF220/250


One-sided information panel

steel structure, tempered glass

IF220m
IF220s



IF250m
IF250s



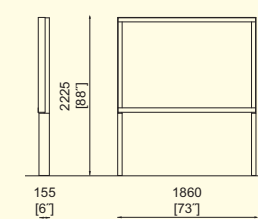
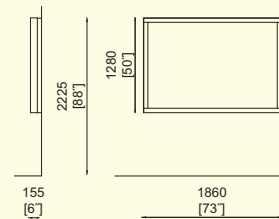
IF510/520/530

Illuminated information panel

steel structure, stainless-steel components, tempered glass



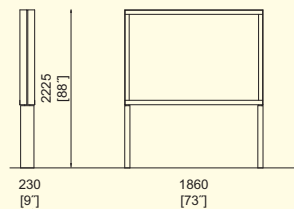
IF510m



IF520m

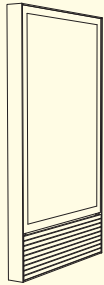
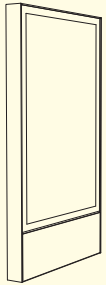
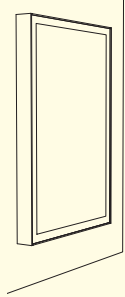


IF530m



CLIG


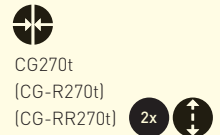
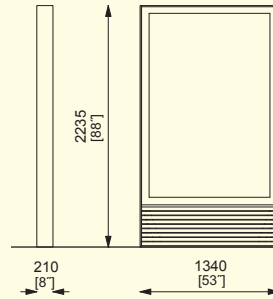
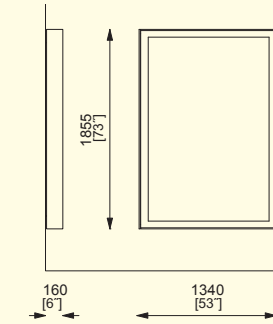
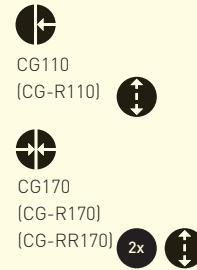
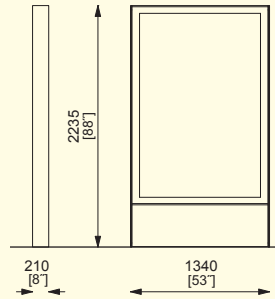
Galvanized steel structure treated with powder coating; vertical frame covers made of painted aluminum; the horizontal ones are made of brushed aluminum. Doors have safety tempered glass and open upwards. Anchored under the ground.



CG100/R100/110/R110/170/R170/270/R270


Information panel

steel structure, components of aluminum and tropical wood, tempered glass



EGERO

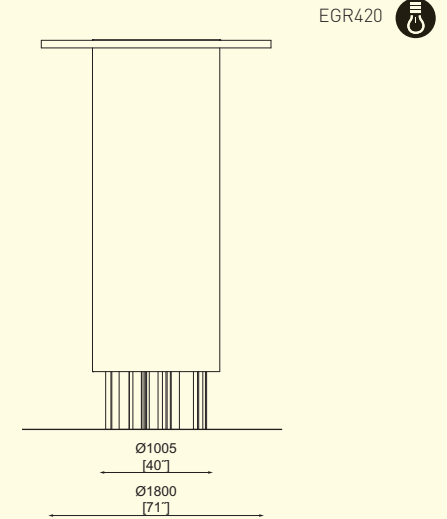
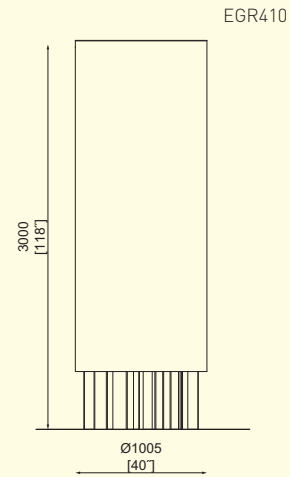
Galvanized steel structure treated with powder coating; poster area is made of galvanized metal sheet, anchored under the ground.



EGR410/420

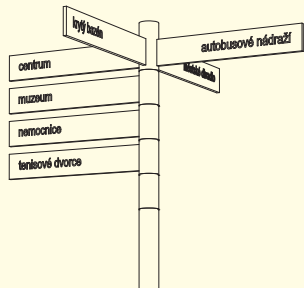
Cylindrical poster area

steel structure, surface of galvanized steel sheet, LED illumination



OS

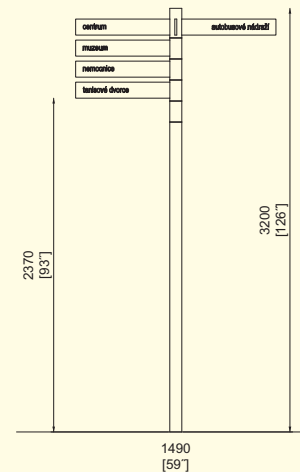
The pole made of zinc coated and powder coated steel, arrows made of aluminum and also powder coated. Graphics of self-adhesive foils or serigraphy. As a standard, arrows can be placed in levels above each other and each level can contain 4 mutually vertical directions. One pole can carry maximally 20 arrows in 8 directions. The arrows can be attached to the already existing poles of street lighting.



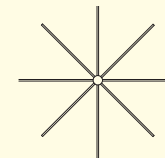
OS500

Arrow orientation system

steel structure, aluminum arrows

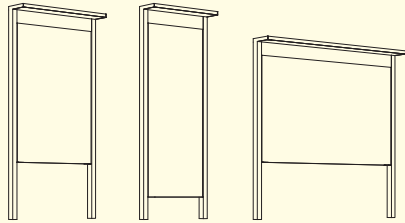


OS500



POSTERION

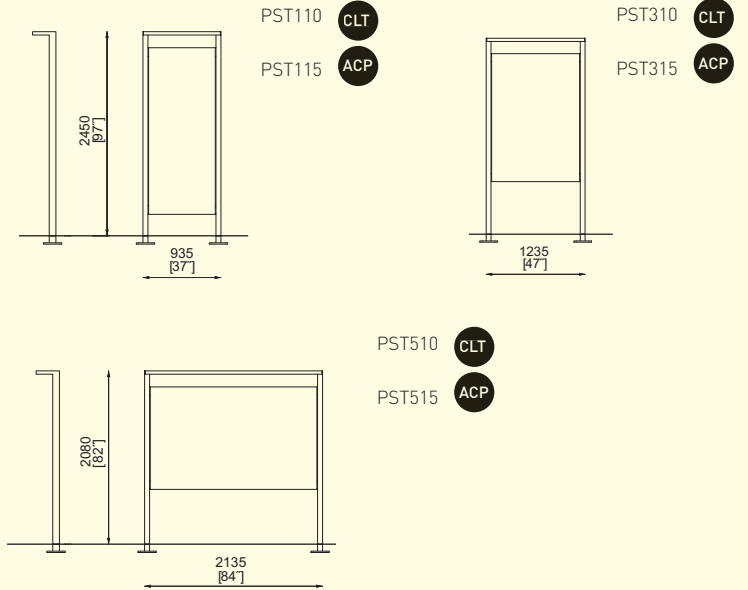
A galvanized steel structure, with varnish powder coating, carries the message surface made of KLH plate or composite panel. Protective top overhang made of KLH board and galvanized sheet metal.



PST110/115/310/315/510/515

One-sided poster board

steel structure message board,
with message surface made
of KLH plate or a composite panel



SHELTERS CANOPIES

AUREO 420 [250] . **AUREO VELO** 421 [258] . **CUBY / CUBYSCREEN** 422/428 [228/234] . **DEPOT** 430 [244] . **EDGE** 436 [260]
GEOMERE 438 [248] . **NUBO** 440 [236] . **PIN / PINSCREEN** 442/444 [254] . **PINECONE** 446 [262] . **SMOKERS** 446 [264] . **UFO** 447 [242]



Aureo



Aureo Velo



Cuby / Cubyscreen



Depot



Edge




Geomere



Nubo



Pin / Pinscreen



Pinecone



Smokers



Ufo

AUREO

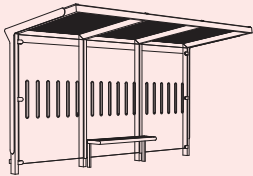
Galvanized steel structure treated with powder coating. Rear and side walls made of tempered glass or wooden slats. Roof made of tempered glass, wooden boards or perforated steel or twin-wall polycarbonate. Drainage system integrated into a column. One or two CLV cases in the side walls. The bench is made of solid wood. Optionally, timetable holder.




AE200/300/400


Bus shelter with flat roof

steel structure, roof made of safety glass / green roof / photovoltaic panel, rear wall made of tempered glass





AE200-SS

AE200-ZS 


AE200-VS 


AE300-SS

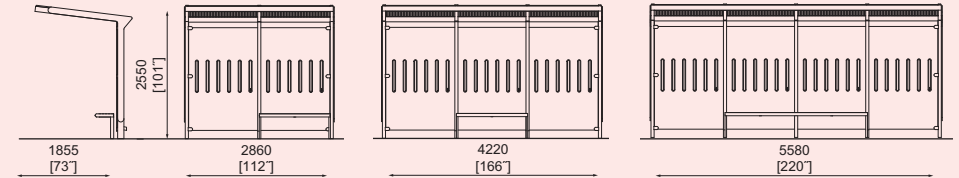
AE300-ZS 

AE300-VS 

AE400-SS

AE400-ZS 

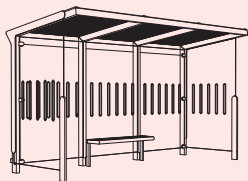
AE400-VS 




AE210/310/410


Bus shelter with flat roof

steel structure, roof made of safety glass / green roof / photovoltaic panel, rear and side walls made of tempered glass





AE210a-SS

AE210a-ZS 


AE210a-VS 


AE310a-SS

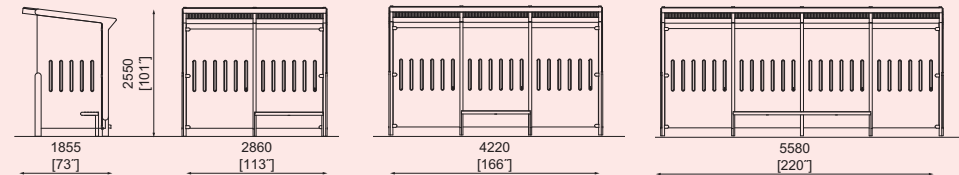
AE310a-ZS 

AE310a-VS 

AE410a-SS

AE410a-ZS 

AE410a-VS 



AUREO VELO

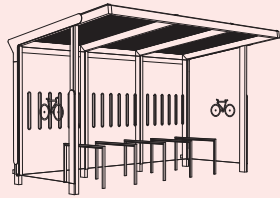
Galvanized steel structure treated with powder coating. Rear and side walls made of tempered glass. Roof made of safety glass. Drainage system integrated into a column.



AE-V310 / V610

Bicycle shelter with flat roof

steel structure, roof made of safety glass / green roof / rear and side walls of tempered glass, steel stands with rubber support



10

AE-V310-SS

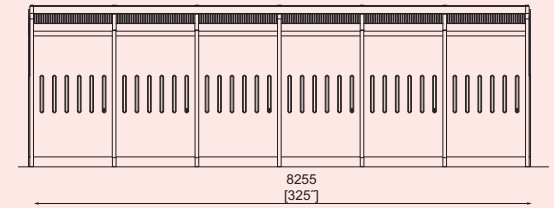
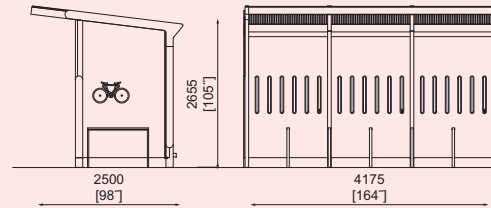
AE-V310-ZS



22

AE-V610-SS

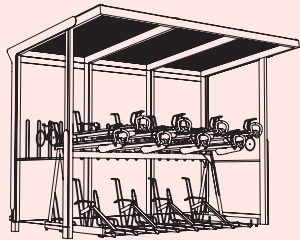
AE-V610-ZS



AE-V360 / V660

Two-tier bicycle shelter with flat roof

steel structure, roof made of safety glass / green roof / rear and side walls of tempered glass, includes two-tier parking system



16 18

AE-V360-SS

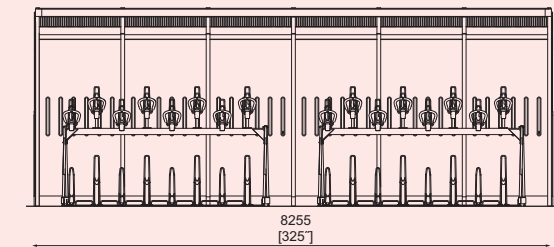
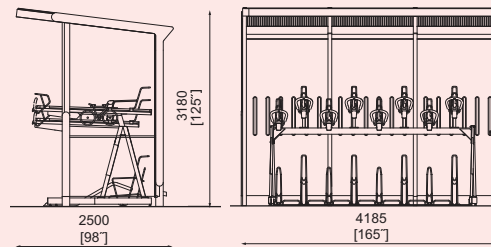
AE-V360-ZS



32 36

AE-V660-SS

AE-V660-ZS



CUBY MEET

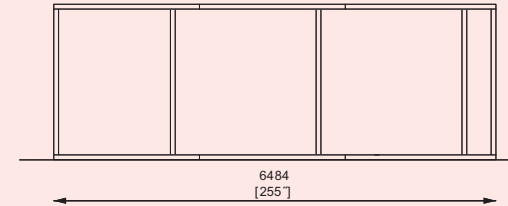
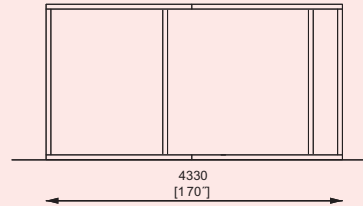
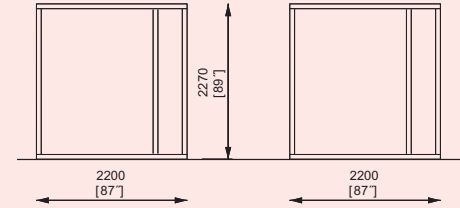

Outdoor pavilion Cuby Meet consists of a steel structure treated with powder coating. Anchoring below the ground or surface mounted.



CUB

Outdoor pavilion


steel structure, walls: wooden slats / wooden trellis / wooden louvres / cables for climbing plants with planter / CLT panels, roof: wooden slats / green roof / cables for climbing plants / composite panel



CUB100
CUB1001




CUB300
CUB3001



CUB102
CUB1021



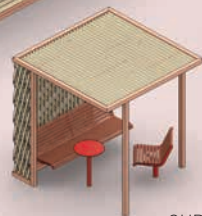
CUB202
CUB2021



CUB103
CUB1031



CUB101
CUB1011



CUB104
CUB1041



CUBY STUDY

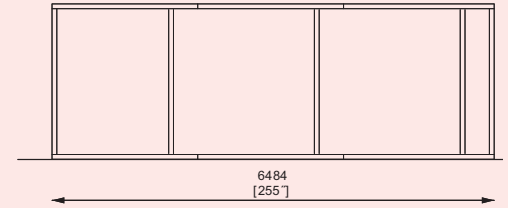
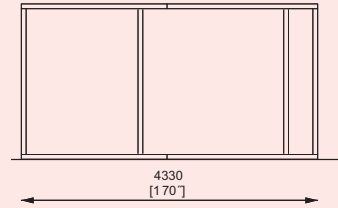
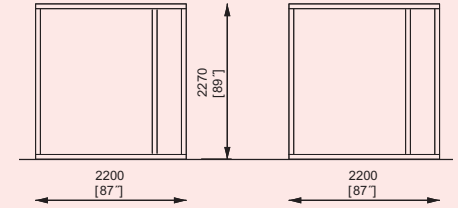
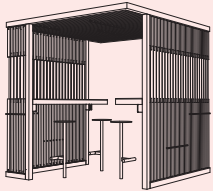
Outdoor pavilion Cuby Study consists of a steel structure treated with powder coating. Anchoring below the ground or surface mounted.



CUB

Outdoor pavilion


steel structure, walls: wooden slats with openings,
roof: photovoltaic system / composite panel / wooden slats / green roof



CUB113
CUB1131




CUB114
CUB1141



CUB112
CUB1121



CUB110
CUB1101



CUBY SNACK

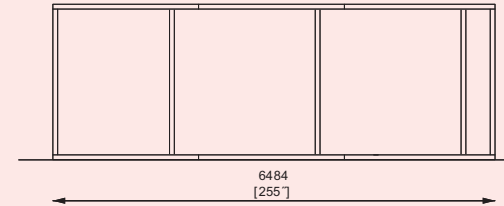
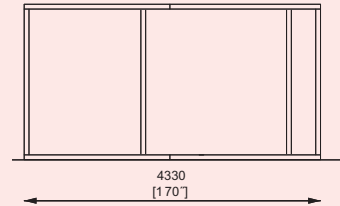
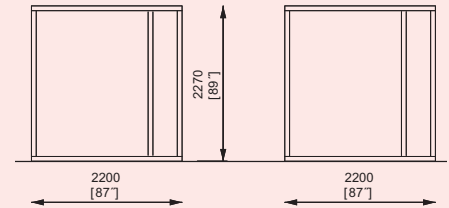
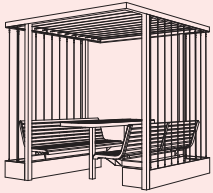
Outdoor pavilion Cuby Snack consists of a steel structure treated with powder coating. Anchoring below the ground or surface mounted.




CUB

Outdoor pavilion


steel structure, walls: wooden trellis, wooden louvres, cables for climbing plants with or without planter, stretched metal sheet, roof: wooden slats, green roof, cables for climbing plants, composite panel



CUB121
CUB1211



CUB322
CUB3221



CUB123
CUB1231




CUB323
CUB3231




CUB125
CUB1251



CUB122
CUB1221



CUB124
CUB1241



CUBY REST

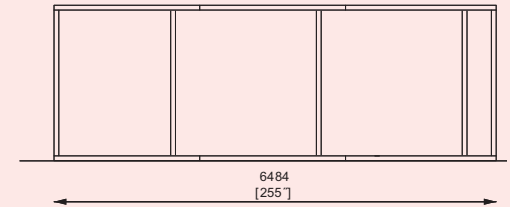
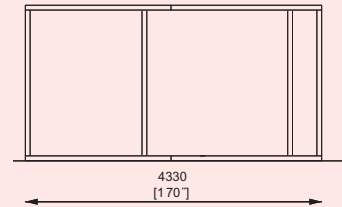
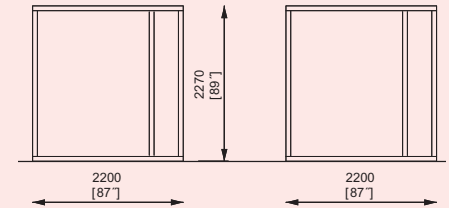
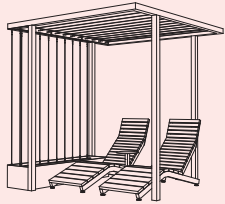
Outdoor pavilion Cuby Rest consists of a steel structure treated with powder coating. Anchoring below the ground or surface mounted.



CUB

Outdoor pavilion


steel structure, walls: cables for climbing plants with or without planter / wooden slats / wooden louvres / wooden trellis, roof: cables for climbing plants / wooden slats / green roof




CUB140
CUB1401




CUB141
CUB1411



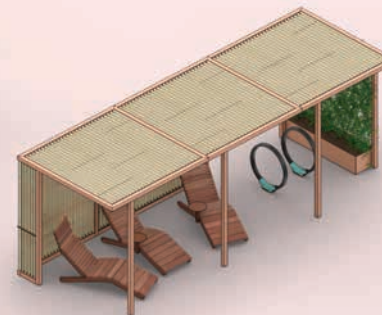
CUB142
CUB1421



CUB143
CUB1431



CUB341
CUB3411



CUB144
CUB1441



CUBY DREAM

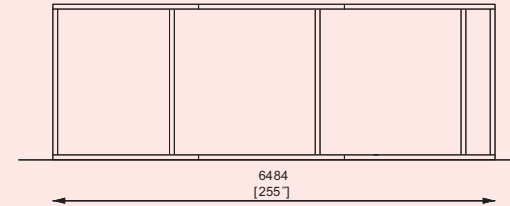
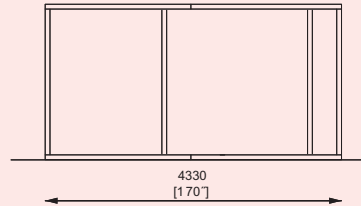
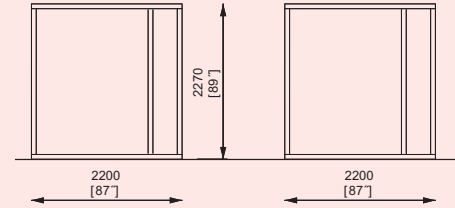
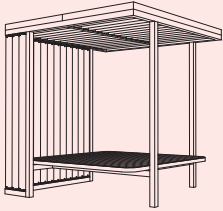
Outdoor pavilion Cuby Dream consists of a steel structure treated with powder coating. Anchoring below the ground or surface mounted.




CUB

Outdoor pavilion

steel structure, relaxation area, walls: wooden louvres / wooden slats / wooden trellis / cables for climbing plants / CLT panels, roof: green roof / wooden slats / composite panel / cables for climbing plants




CUB150
CUB1501




CUB151
CUB1511



CUB154
CUB1541



CUB250
CUB2501



CUB155
CUB1551



CUB156
CUB1561



Materials and structure



Interior



Roof material

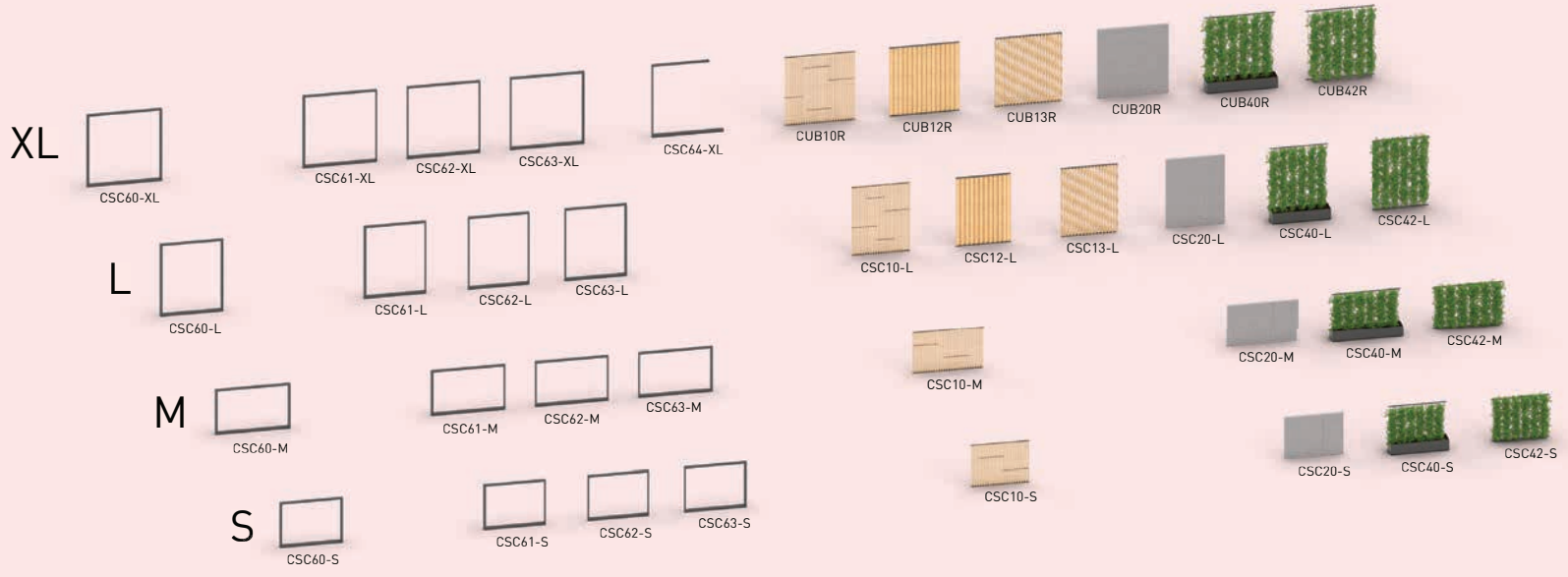



Walls material



CUBY SCREEN

Steel galvanized structure in two heights. Wall fillings can be chosen between wooden slats, louvres, trellis, stretched metal sheet, or cable wall for climbing plants, optionally with or without planter.

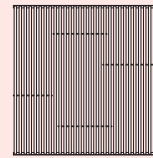
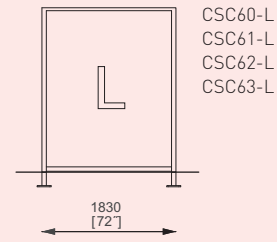
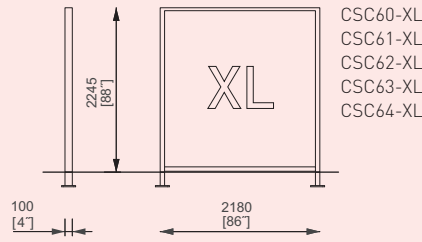





CSC

Screen


steel structure, filling: wooden slats, louvres or trellis, stretched metal sheet, cables for climbing plants with or without planter




CUB10R



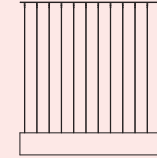
CUB12R




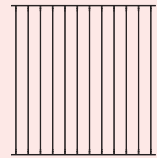
CUB13R




CUB20R




CUB40R 




CUB42R



CSC10-L



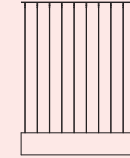
CSC12-L





CSC13-L



CSC20-L



CSC40-L 




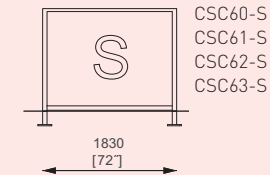
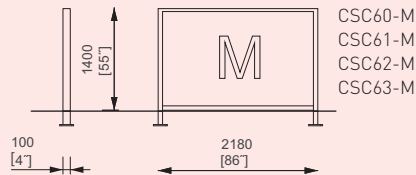
CSC42-L



CSC

Screen

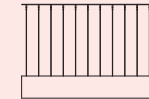
steel structure, filling: wooden slats, stretched metal sheet, cables for climbing plants with or without planter




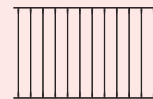
CSC10-M




CSC20-M



CSC40-M 



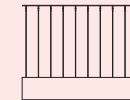
CSC42-M




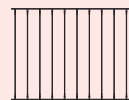
CSC10-S



CSC20-S



CSC40-S 

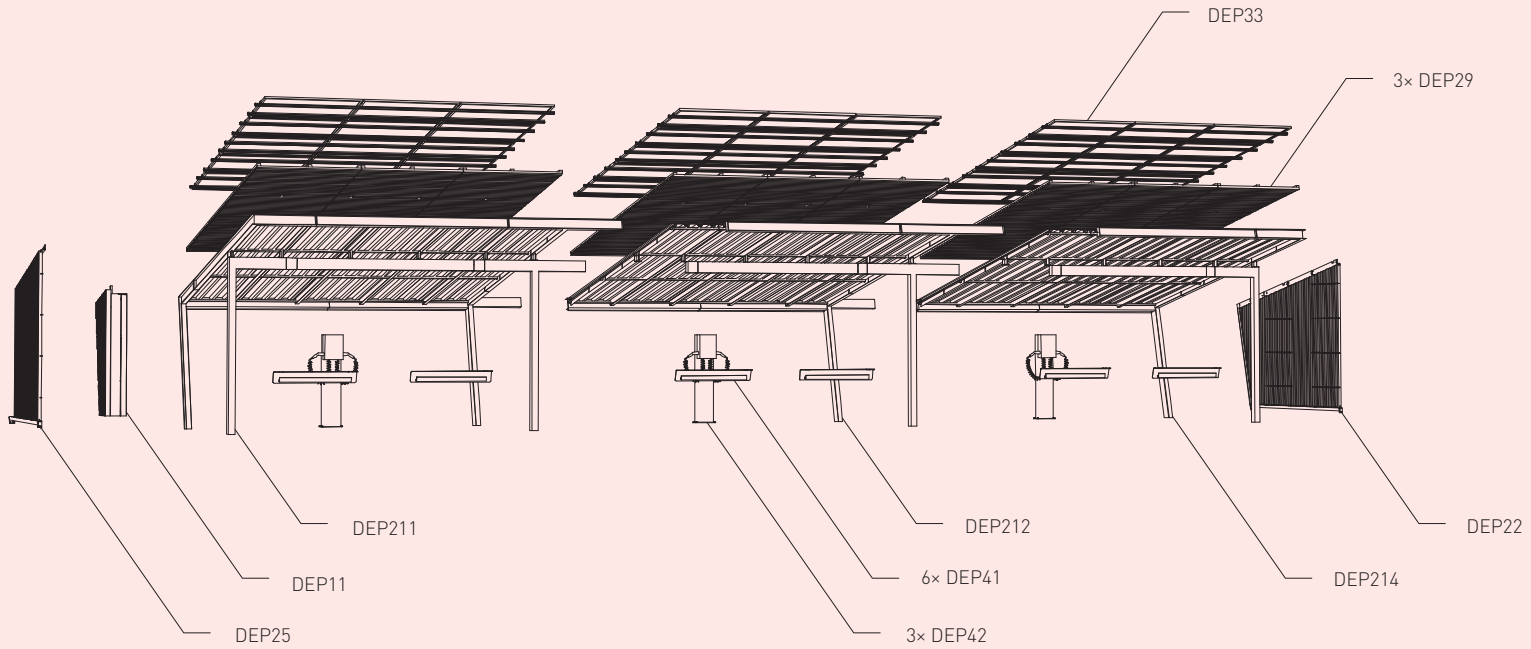
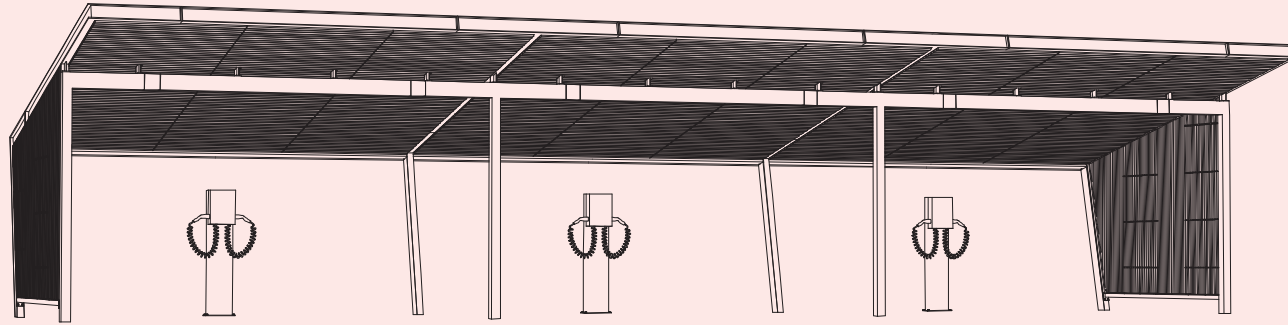


CSC42-S

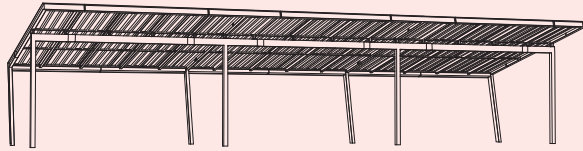
DEPOT

Galvanized steel structure, optionally coated with colored paint. The shelter can be supplemented with side wooden walls, a cabinet for electrical installations, a photovoltaic roof, possibly a wooden ceiling, or lighting.





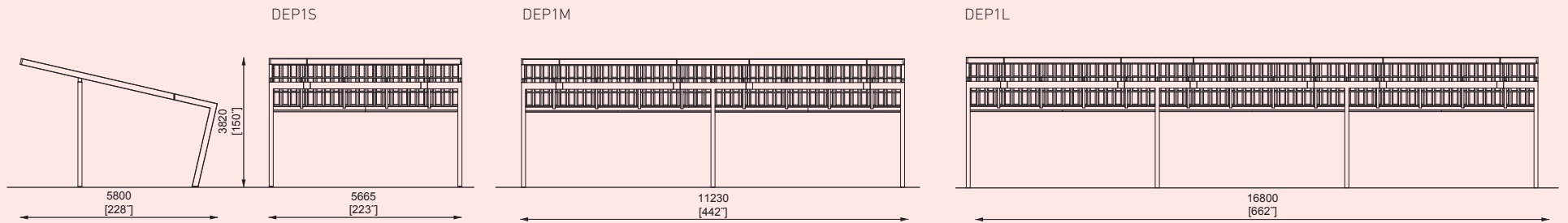
DEPOT 1



DEP1 S/M/L

Car shelter

steel structure, roof made of trapezoidal metal sheet

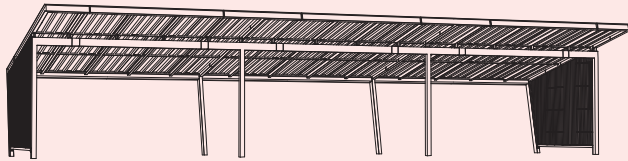


DEPOT 2

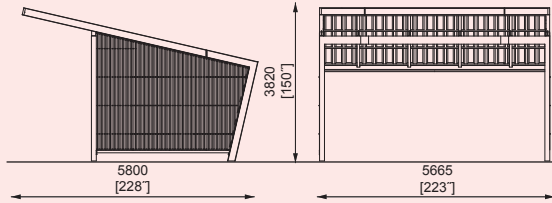
DEP2 S/M/L

Car shelter

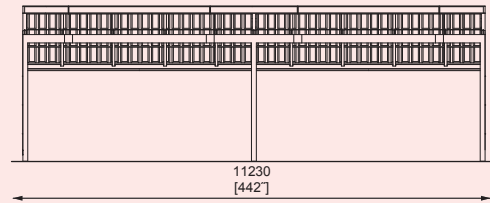
steel structure, walls made of wooden slats, roof made of trapezoidal metal sheet





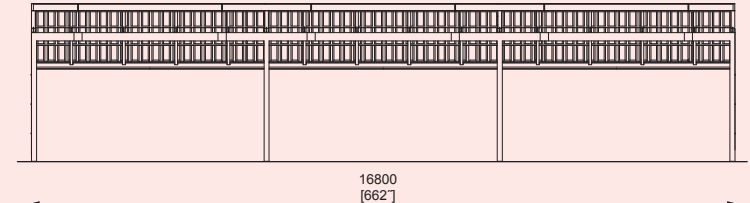
DEP2S



DEP2M



DEP2L



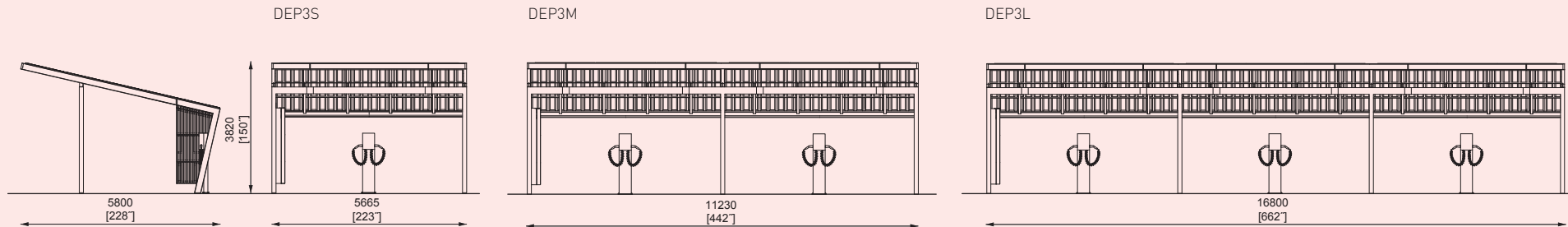
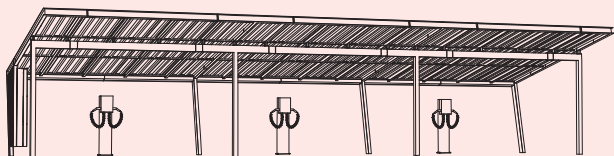
DEPOT 3



DEP3 S/M/L

Car shelter

steel structure, roof with a photovoltaic system and ceiling made of trapezoidal metal sheet, electrical box, charging stands



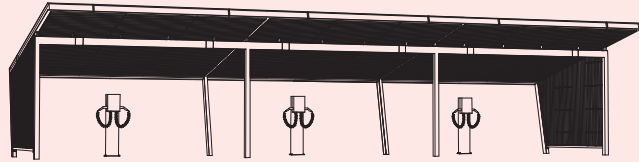
DEPOT 4



DEP4 S/M/L

Car shelter

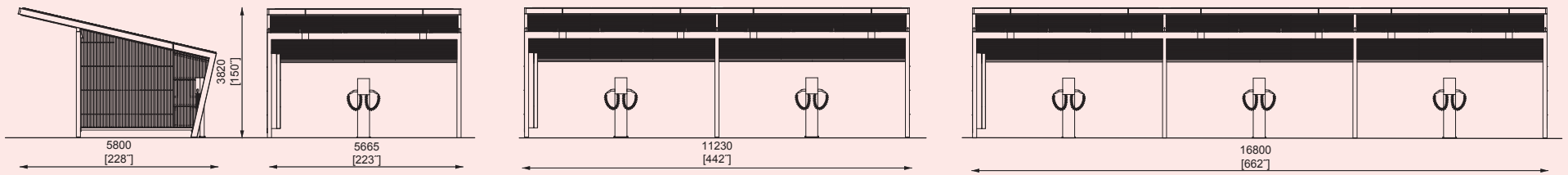
steel structure, walls made of wooden slats, roof with a photovoltaic system and wooden ceiling, electrical box, charging stands, LED lighting



DEP3S

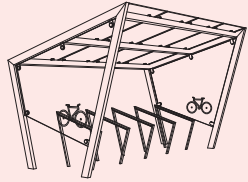
DEP3M

DEP3L



EDGE

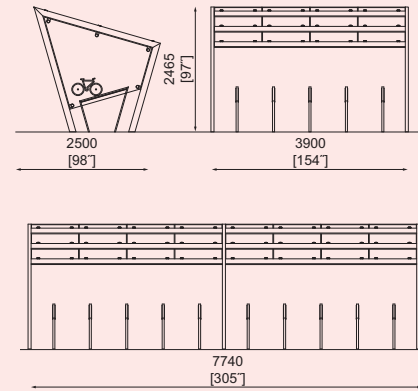
Galvanized steel structure treated with powder coating. Side walls made of tempered glass. Roof made of safety glass or trapezoidal metal sheet. Optionally with bicycle racks.



EDG110/150/310/350

Bicycle shelter

steel structure, roof made of safety glass / green roof / side walls made of tempered glass, steel stands with rubber support



10

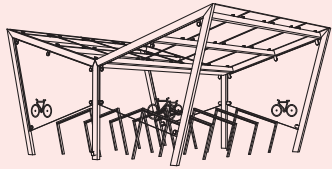
EDG110-02
EDG310-02



20

EDG150-02
EDG350-02






EDG170/190/370/390

Two-sided bicycle shelter

steel structure, roof made of safety glass / green roof / side walls made of tempered glass/steel structure, roof made of safety glass, side walls made of tempered glass, steel stands with rubber support



EDG210/250

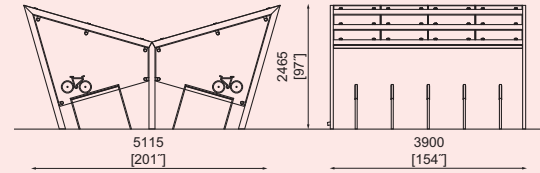

Bicycle shelter

steel structure, roof made of trapezoidal steel sheet, side walls made of tempered glass, steel stands with rubber support

EDG270 / 290

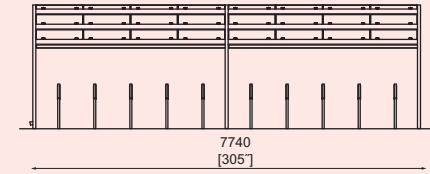
Two-sided bicycle shelter

steel structure, roof made of trapezoidal steel sheet, side walls made of tempered glass, steel stands with rubber support



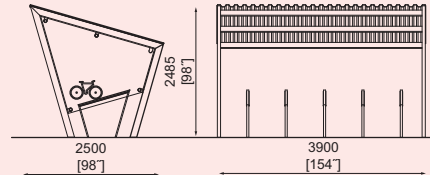
20

EDG170-02
EDG370-02



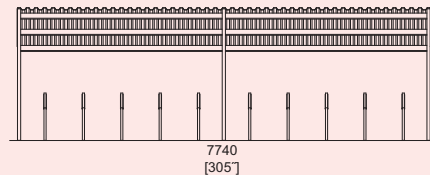
40

EDG190-02
EDG390-02



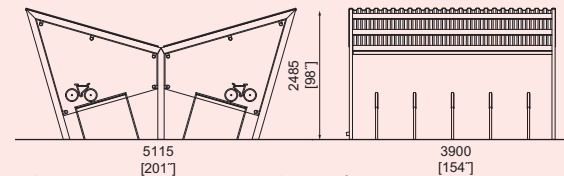
10

EDG210-02



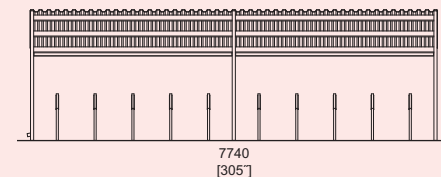
20

EDG250-02



20

EDG270-02



40

EDG290-02

GEOMERE

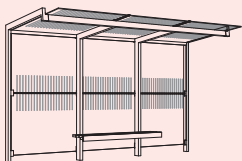
Galvanized steel structure treated with powder coating. Rear and side walls made of tempered glass, wooden slats or perforated metal sheet. Roof made of safety glass, trapezoidal metal sheet or aluminum sandwich panel. Drainage system integrated into a column. One or two advertising panels in the side walls. The bench is made of hardwood seat. Optionally, timetable holder.




GE200 / 300 / 400


Bus shelter with flat roof

steel structure, roof made of safety glass / green roof / photovoltaic panel, rear wall made of tempered glass





GE200-SS

GE200-ZS 


GE200-VS 


GE300-SS

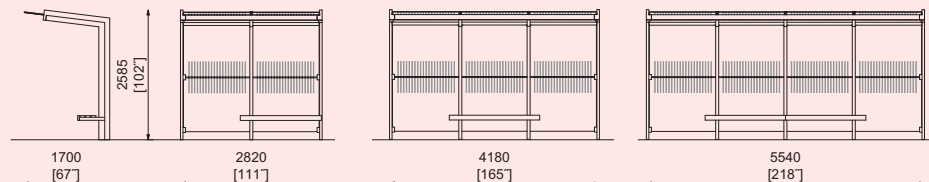
GE300-ZS 

GE300-VS 

GE400-SS

GE400-ZS 

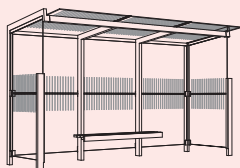
GE400-VS 




GE210 / 310 / 410


Bus shelter with flat roof

steel structure, roof made of safety glass / green roof / photovoltaic panel, rear and side walls made of tempered glass





GE210a-SS

GE210a-ZS 


GE210a-VS 


GE310a-SS

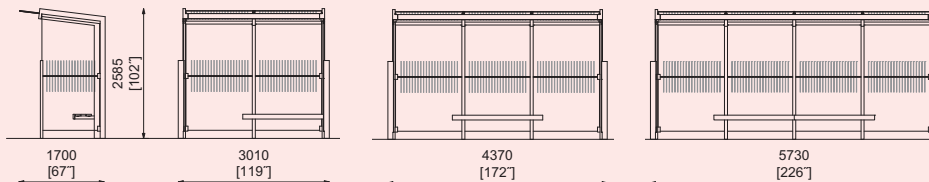
GE310a-ZS 


GE310a-VS 

GE410a-SS

GE410a-ZS 

GE410a-VS 





NUBO

Galvanized steel structure treated with powder coating. Walls and roof made of tempered glass with safety printing. Optionally a roof made of frosted laminated glass. Integrated bench, LED lighting, and the possibility of adding a photovoltaic off-grid system and an illuminated display case in the citylight (CG) format.

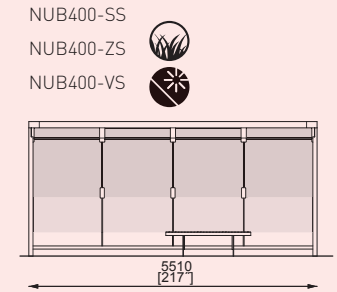
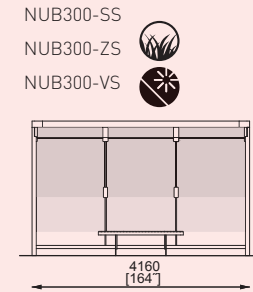
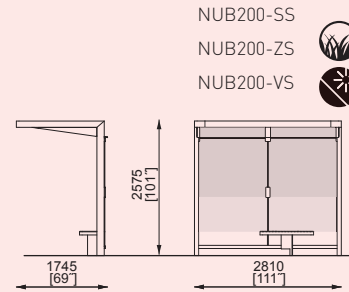
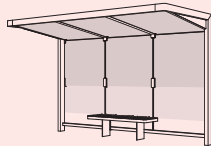




NUB200/300/400

Bus shelter with a flat roof

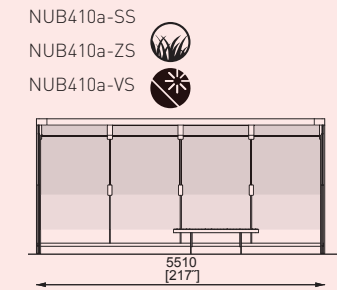
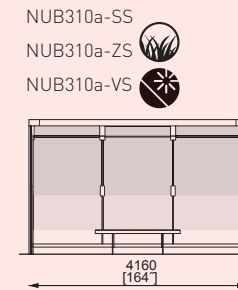
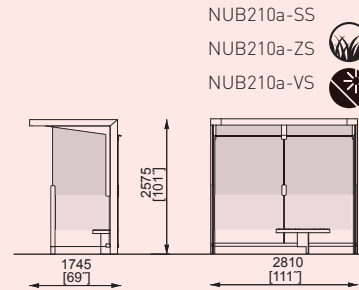
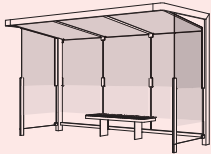
steel structure, roof made of safety glass, rear wall made of tempered glass



NUB210/310/410

Bus shelter with a flat roof

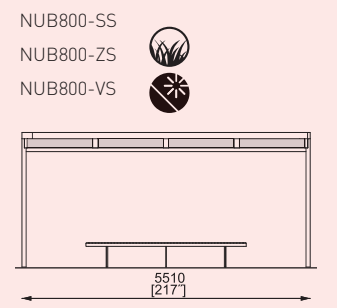
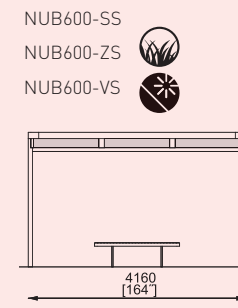
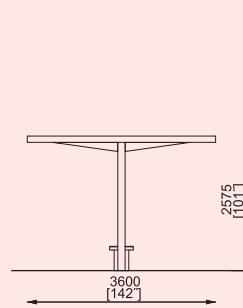
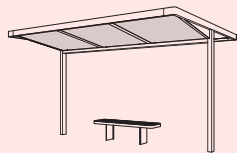
steel structure, roof made of safety glass, rear and side walls made of tempered glass



NUB600/800

Two-sided bus shelter with a flat roof

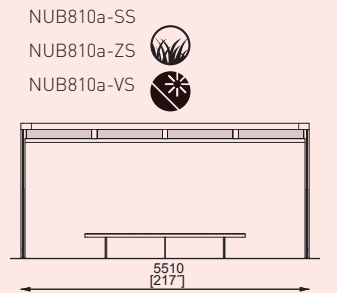
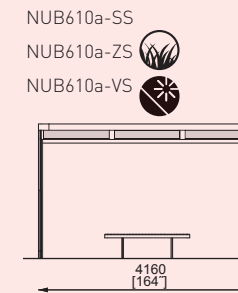
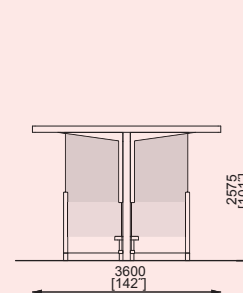
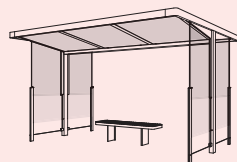
steel structure, roof made of safety glass



NUB610/810

Two-sided bus shelter with a flat roof

steel structure, roof made of safety glass, rear walls made of tempered glass



PIN

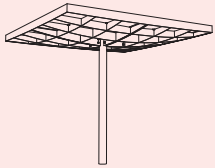
Galvanized steel structure treated with powder coating. Roof made of frosted or colored safety glass. Drainage system is integrated into a column. The square network of beams creates a space for integrated LED lighting.



PIN100/105/130/135/150/155

Square module

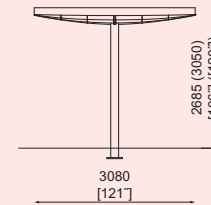
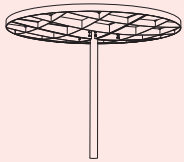
steel structure, roof made of safety glass / green roof / photovoltaic panel, optional LED lighting



PIN300/305/330/335/350/355

Round module

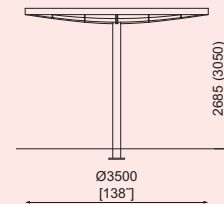
steel structure, roof made of safety glass / green roof / photovoltaic panel, optional LED lighting



PIN100
(PIN105)

PIN130
(PIN135)

PIN150
(PIN155)

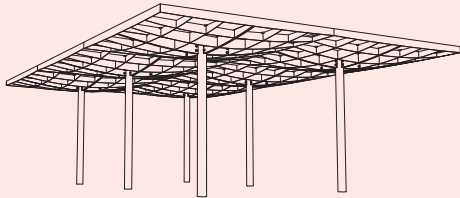


PIN300
(PIN305)

PIN330
(PIN335)

PIN350
(PIN355)

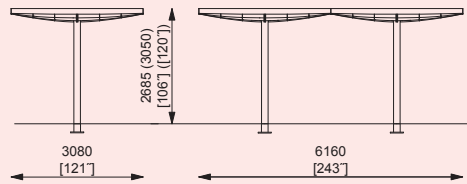





PIN100/105/130/135/150/155


Connected squares assembly

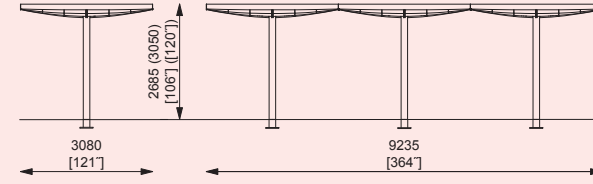
steel structure, safety glass roof / green roof / solar panel /
alternatively with LED lighting




PIN100-2
(PIN105-2)


PIN130-2
(PIN135-2) 

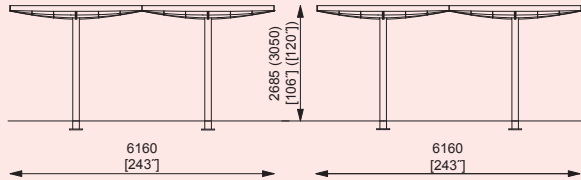
PIN150-2
(PIN155-2) 




PIN100-3
(PIN105-3)


PIN130-3
(PIN135-3) 

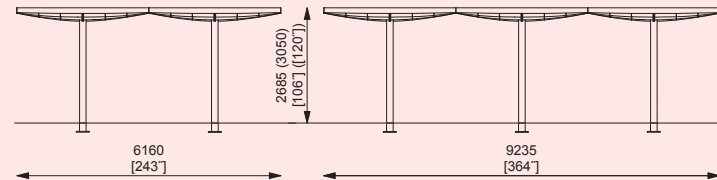
PIN150-3
(PIN155-3) 



PIN100-4
(PIN105-4)

PIN130-4
(PIN135-4) 

PIN150-4
(PIN155-4) 

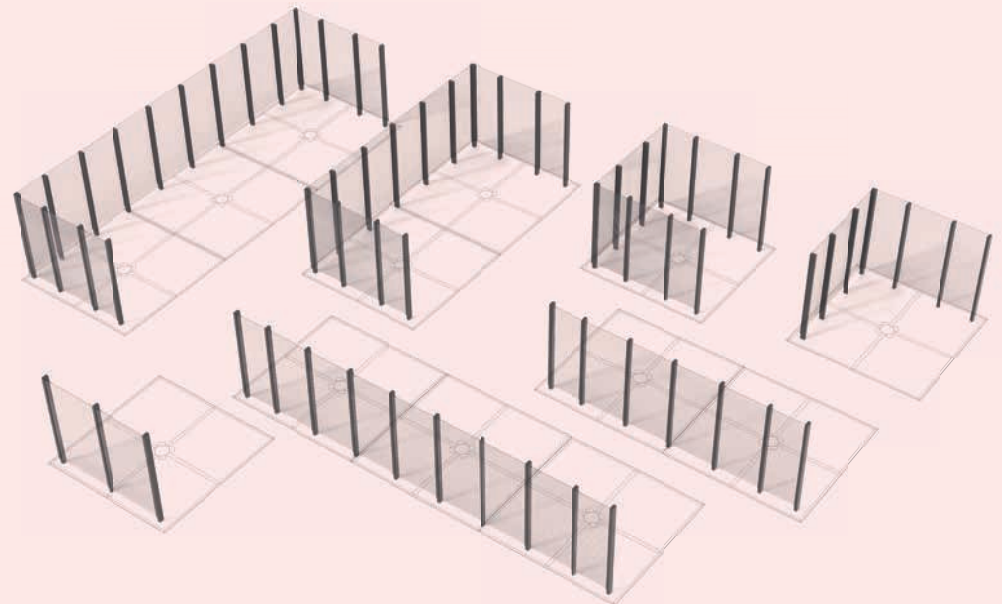



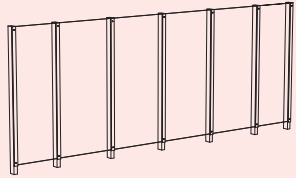
PIN100-6
(PIN105-6)

PIN130-6
(PIN135-6) 

PIN150-6
(PIN155-6) 

PIN SCREEN

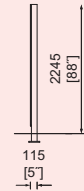




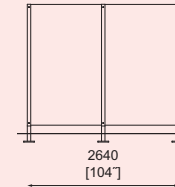
PSC101 / 102 / 103

Wind protection wall

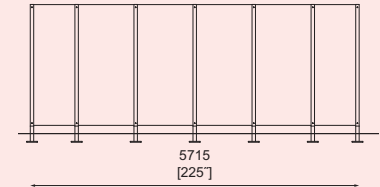
steel structure with glass panels



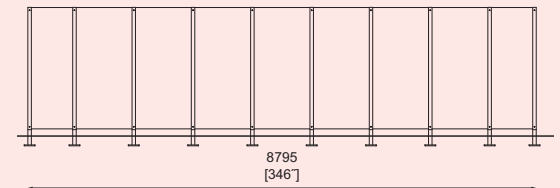
PSC101



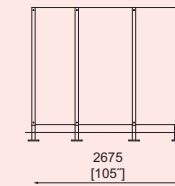
PSC102



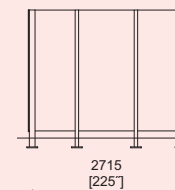
PSC103



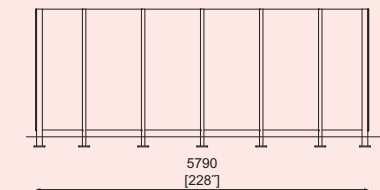
PSC201



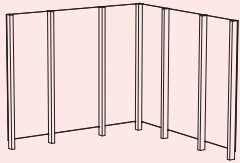
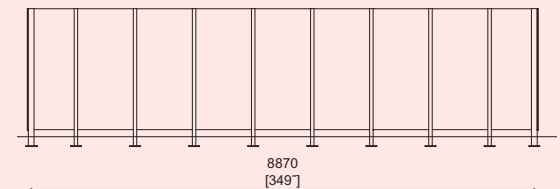
PSC301



PSC302



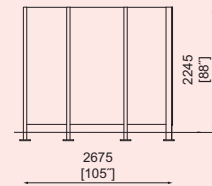
PSC 303



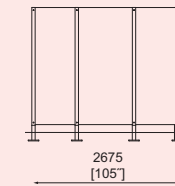
PSC201

Wind protection wall

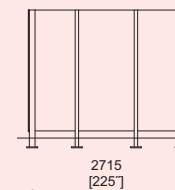
steel structure with glass panels, one side wall



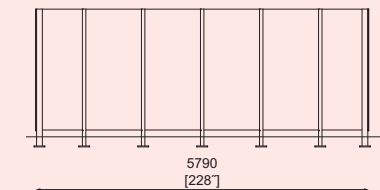
PSC201



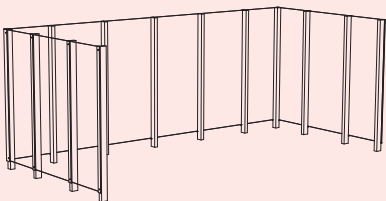
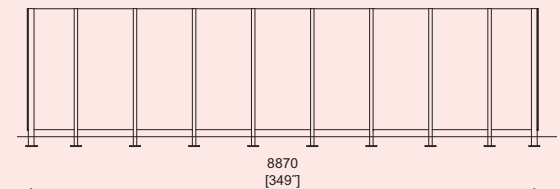
PSC301



PSC302



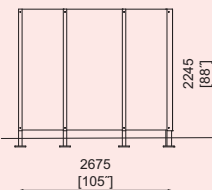
PSC 303



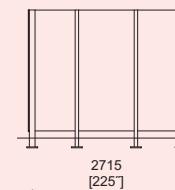
PSC301 / 302 / 303

Wind protection wall

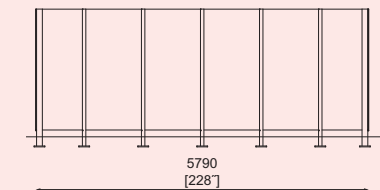
steel structure with glass panels, two side walls



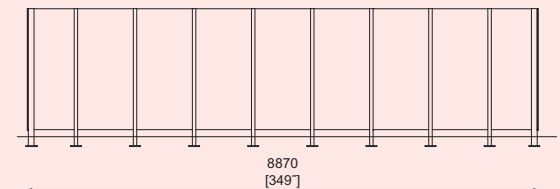
PSC301



PSC302

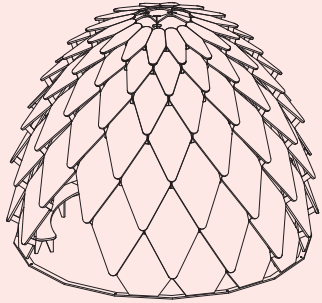


PSC 303



PINECONE

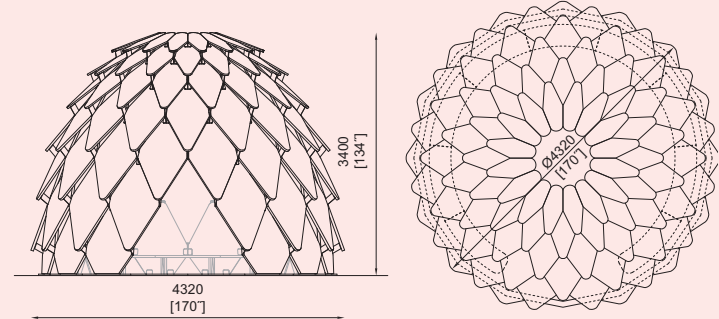
Scales made of waterproof plywood treated with durable varnish are connected to each other with galvanized steel joints and bolts with stud nuts. The lower row of scales is anchored to a base frame made of steel profiles, placed using adjustable feet on the concrete foundation. The gazebo is easy to transport and can be assembled in one day.



PNC110 / 114 / 116

Outdoor gazebo

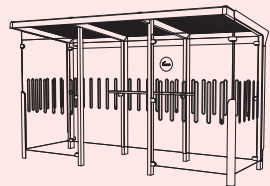
waterproof plywood treated with varnish, steel structure
4x LED lighting / 6x LED lighting



SMOKERS

AUREO, EDGE

Galvanized steel structure treated with powder coating. Rear, front and side walls made of tempered glass. Shelf made of hardwood. Can be supplemented with an ash receptacle.



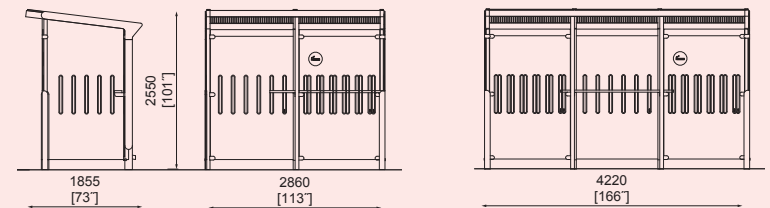
Aureo AE-S210/S310-SS

Smoking shelter with flat roof

steel structure, roof made of safety glass, rear, front and side walls made of tempered glass

AE-S210a-SS

AE-S310a-SS

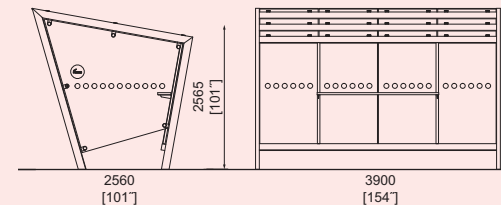
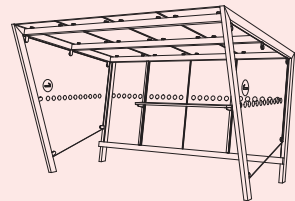


Edge EDG-S110-04

Smoking shelter

steel structure, roof made of safety glass, rear, rear and side walls made of tempered glass

EDG-S110-04



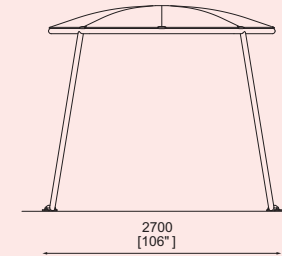
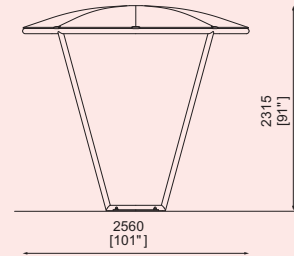
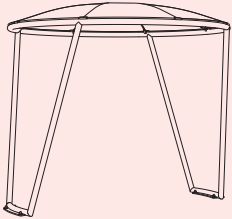
UFO

Galvanized steel structure treated with powder coating. Roof made of fiberglass rods and polyester fabric, with a durable PVC layer with UV protection, and a stainless-steel tensioning mechanism. Steel frame with wooden slats for the daybed variant.

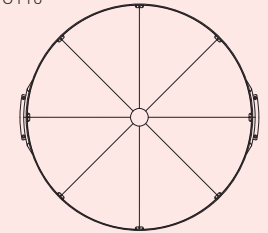
UF0110

Universal shelter with a tarpaulin

steel structure, fabric roof coated with PVC layer



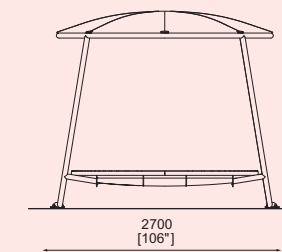
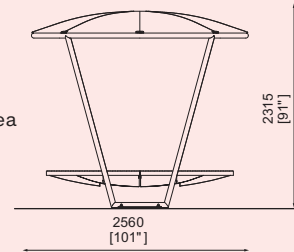
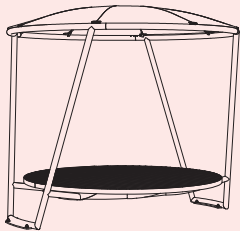
UF0110



UF0150

Universal shelter with a tarpaulin

steel structure, fabric roof coated with PVC layer, steel frame with wooden slats, serving as a relaxation area



UF0150



SMARTCITÉ

Street furniture full of new smart possibilities.
A truly smart city.





usb
stay charged!



e-bike
eco-friendly



led
lights on



induction
cordless power



wifi
stay online



lock it
store and go



table
enjoy coffee



bike
ride and relax



bicolor
keep it playful



solar
eco-friendly



green roof
control rain water



RESYSTA

Extending our street furniture family
with the use of recycled materials.

60%
rice hulls

22%
rock salt

18%
mineral oil






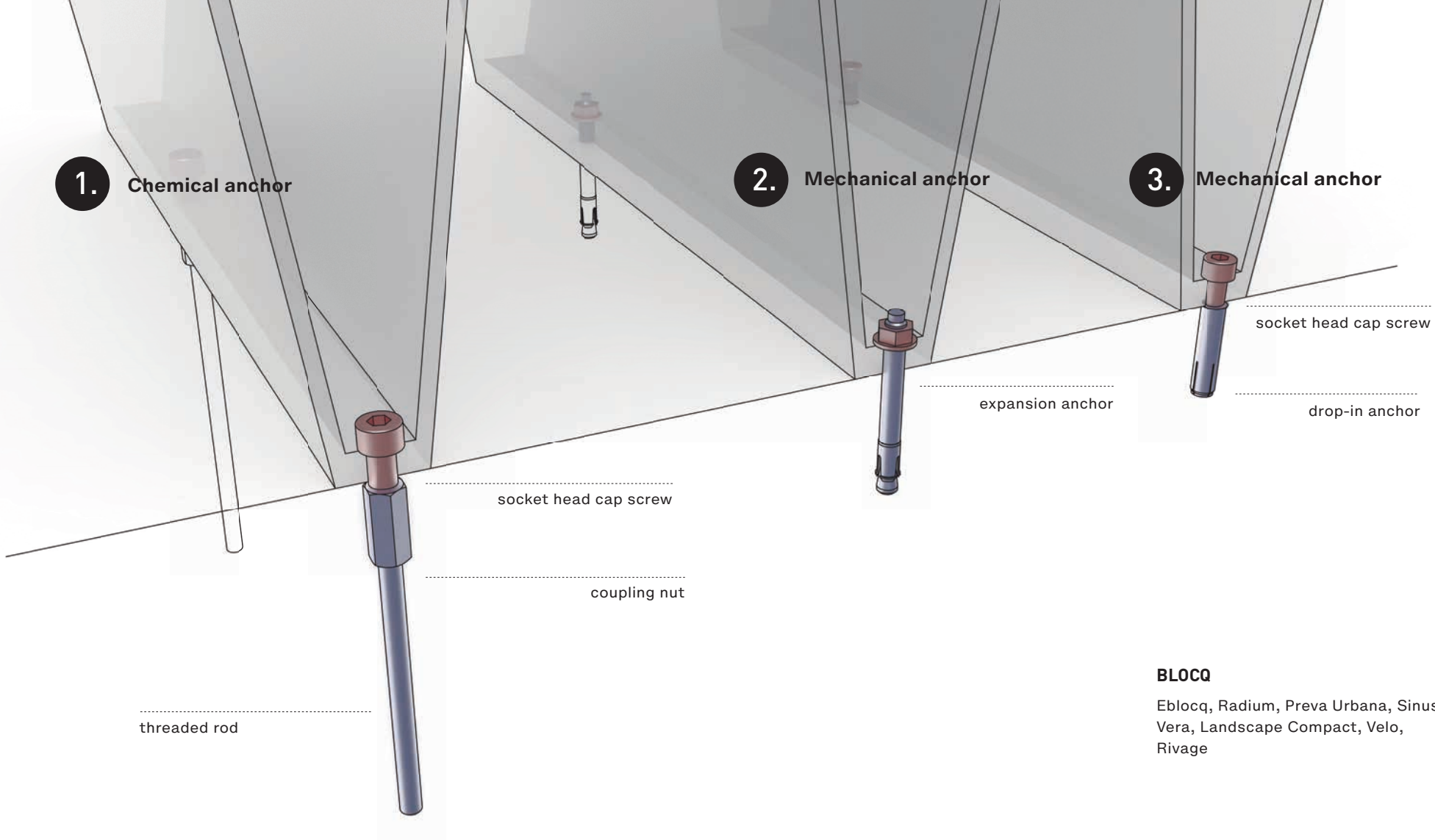


ANCHORING

Types of removable anchoring

Anchoring significantly influences the overall result of a product, and we pay great attention to this detail. We don't like unsightly base plates and visible screws. For the best result, we choose embedded or hidden anchoring whenever possible. However, when surface mounting and removable options are necessary, we have options for that.





BLOCQ

Eblocq, Radium, Preva Urbana, Sinus, Vera, Landscape Compact, Velo, Rivage

Recommended Footing

1.
Universal anchoring for the most common surfaces

2.
Concrete slab

3.
Concrete slab + stone subbase



**WE CREATE WITH A LOVE FOR
PUBLIC SPACE AND FOR OUR
PLANET AS A WHOLE.**

JUST AS WITH THE DESIGN OF OUR PRODUCTS, THE MATERIALS THEY ARE MADE FROM ARE HELD TO THE HIGHEST STANDARDS. WE ARE FOUNDED UPON CAREFULLY SELECTED, PROVEN MATERIALS, WHICH WE HANDLE ECONOMICALLY AND ECOLOGICALLY.

STEEL

Steel is a fundamental material for most of our products, and all the steel we use is protected with zinc. In combination with a polyester powder coating, zinc is one of the best possible defenses against corrosion, with a far greater durability than a lacquer or zinc coating alone. Tests have shown that the spontaneous onset of corrosion on a material treated in this way is practically eradicated. As a final surface treatment, we use a polyester lacquer for a subtle matte finish, available in any color from the RAL color chart.

STAINLESS STEEL

For those who demand even greater durability and longer lifespans, we offer products or parts of products in stainless steel. The same material is also used for all our fastenings.

As a standard, we use corrosion resistant AISI stainless steel, and for more intensive uses we use AISI 316 stainless steel. Their specific chemical composition creates a so-called passive coating on the surface of the steel, protecting it from rusting. They resist atmospheric corrosion even in an industrial setting, as well as waste water and various salts. The surface of the steel is brushed (sanded) or electrochemically buffed. This gives stainless steel products their unmistakable and highly prized appearance and long life with minimal maintenance.

ALUMINIUM ALLOYS

For certain pieces of furniture, we use casts, plates or profiles made from aluminium alloys. The chief advantage of this is its high resistance to corrosion, without the need for any further surface treatment. The absence of any added surface coatings greatly enhances a product's resistance to machine damage. Subject to the processing technology used, the surface is blasted with an abrasive granulate, giving the material its characteristic matte finish and preventing any incidence of corrosion on the surface. Products made from aluminium profiles are protected against anodizing, preserving its characteristic color. All these pieces can be further finished with a powdered polyester coating in any color of the buyer's choice.

WOOD

Wood is an unrivalled natural material which has been used throughout the history of mankind. It is flexible and solid, pleasant to touch, and ages in a specific way. If wood is used to produce street furniture, it must meet the highest demands. All types of wood are carefully chosen, as well as the types of surface treatments. The best possible type of wood is either tropical oiled wood or tropical natural wood. mmcit  uses wood that has been legally harvested, with FSC certification upon request. FSC-certified tropical wood is sourced only from legal logging. Other sustainable European alternatives are Robinia and thermally modified wood, available in natural or oiled finishes.

GLASS

Glass is considered one of the most traditional materials used in architecture. Its features are still unrivalled if compared mainly to common plastics. It is hard to scratch glass, it is easily maintained, cannot be damaged with cigarette contact, and it practically does not age. Concern of fragility is unjustified – glass panels can be broken only by using a tool or extreme power. Rear and side walls, as well as roof panels, are made of tempered safety glass (limiting the risk of injury when broken).

HIGH PRESSURE LAMINATE (HPL)

The material consists of paper (60%) and resins (40%). It consists of pressed boards made of natural fibers and decorative laminates of melamine or tempered synthetic resins. The boards are available in a wide range of colors and motifs, and the application of an individual motif is possible as well. The material is resistant to mechanical damage, frost, heat, humidity, and water vapors, and it does not corrode. It is a widely used material in architecture due to its great properties.

RESYSTA

Resysta is an extremely durable material, resistant to sun, rain, frost, salt water, consisting of rice husks (60 %), common salt (22 %) and mineral oil (18 %). Even though it aesthetically resembles wood, it lacks the main disadvantages of wood. Resysta requires minimal care and is resistant to vermin and fungus. Thanks to its special composition, the surface stays free from cracks and splinters. In contrast to other composite materials, it looks great, and it has a smooth surface. Resysta already meets most of the future environmentally sustainable material requirements; it is recycled and fully recyclable. For the current range of Resysta family the prefabricated extruded profiles are used; these can be reinforced using steel profiles inside.

HIGH PERFORMANCE CONCRETE (HPC)

High performance concrete (HPC) is characterized by high compressive strength, high durability and has a higher modulus of elasticity, which increases the stability of concrete. It is mainly used where there is a need to reduce weight, remove internal steel reinforcement or achieve higher concrete durability in aggressive environments. The service life is realistically predicted to be up to 200 years, and together with the reduction in volume and weight, it has a positive effect on environmental sustainability - less demand on the substrate or foundations under concrete furniture, lower costs for transport and handling of large concrete castings.

HIGH STRENGTH CONCRETE (HSC)

For specific thin-walled concrete furniture we use high strength concrete. This is made up of a fine mixture of aggregate, cement, microsilica, water and other ingredients. Unlike traditional concretes, high strength mixes contain polymer fibers to increase flexural and compressive strength. Other advantages of these mixes include excellent flowability, minimal segregation, increased durability, smooth surfaces with no or minimal small bubbles, and partial flexibility. The high strength concrete mix we use achieves a compressive strength of 100Mpa according to laboratory tests.






MMCITÉ DESIGN STUDIO



David Karásek



Michael Tomalik



Iveta Krmíčková




Viktor Šašinka



Jitka Trčková

Lucia Lehrer



EXTERNAL DESIGNERS



Herrmann & Coufal



Lucie Koldová



Dan Yeffet



Ateliér SAD



Vrtiška & Žák



Radek Hegmon



Studio Segers









